

# Hitachi Content Platform for Cloud Scale

v1.2.0

---

## Management API Reference

This document describes the management REST API commands available for customer use in the Hitachi Content Platform for cloud scale (HCP for cloud scale) software.

© 2019 Hitachi, Ltd. All rights reserved.

No part of this publication may be reproduced or transmitted in any form or by any means, electronic or mechanical, including copying and recording, or stored in a database or retrieval system for commercial purposes without the express written permission of Hitachi, Ltd., or Hitachi Vantara Corporation (collectively "Hitachi"). Licensee may make copies of the Materials provided that any such copy is: (i) created as an essential step in utilization of the Software as licensed and is used in no other manner; or (ii) used for archival purposes. Licensee may not make any other copies of the Materials. "Materials" mean text, data, photographs, graphics, audio, video and documents.

Hitachi reserves the right to make changes to this Material at any time without notice and assumes no responsibility for its use. The Materials contain the most current information available at the time of publication.

Some of the features described in the Materials might not be currently available. Refer to the most recent product announcement for information about feature and product availability, or contact Hitachi Vantara Corporation at [https://support.hitachivantara.com/en\\_us/contact-us.html](https://support.hitachivantara.com/en_us/contact-us.html).

**Notice:** Hitachi products and services can be ordered only under the terms and conditions of the applicable Hitachi agreements. The use of Hitachi products is governed by the terms of your agreements with Hitachi Vantara Corporation.

By using this software, you agree that you are responsible for:

1. Acquiring the relevant consents as may be required under local privacy laws or otherwise from authorized employees and other individuals; and
2. Verifying that your data continues to be held, retrieved, deleted, or otherwise processed in accordance with relevant laws.

**Notice on Export Controls.** The technical data and technology inherent in this Document may be subject to U.S. export control laws, including the U.S. Export Administration Act and its associated regulations, and may be subject to export or import regulations in other countries. Reader agrees to comply strictly with all such regulations and acknowledges that Reader has the responsibility to obtain licenses to export, re-export, or import the Document and any Compliant Products.

Hitachi and Lumada are trademarks or registered trademarks of Hitachi, Ltd., in the United States and other countries.

AIX, AS/400e, DB2, Domino, DS6000, DS8000, Enterprise Storage Server, eServer, FICON, FlashCopy, GDPS, HyperSwap, IBM, Lotus, MVS, OS/390, PowerHA, PowerPC, RS/6000, S/390, System z9, System z10, Tivoli, z/OS, z9, z10, z13, z14, z/VM, and z/VSE are registered trademarks or trademarks of International Business Machines Corporation.

Active Directory, ActiveX, Bing, Excel, Hyper-V, Internet Explorer, the Internet Explorer logo, Microsoft, the Microsoft Corporate Logo, MS-DOS, Outlook, PowerPoint, SharePoint, Silverlight, SmartScreen, SQL Server, Visual Basic, Visual C++, Visual Studio, Windows, the Windows logo, Windows Azure, Windows PowerShell, Windows Server, the Windows start button, and Windows Vista are registered trademarks or trademarks of Microsoft Corporation. Microsoft product screen shots are reprinted with permission from Microsoft Corporation.

All other trademarks, service marks, and company names in this document or website are properties of their respective owners.

Copyright and license information for third-party and open source software used in Hitachi Vantara products can be found at <https://www.hitachivantara.com/en-us/company/legal.html>.

---

# Contents

<b>Preface</b> .....	<b>6</b>
About this document.....	6
Intended audience.....	6
Document conventions.....	6
Related documents.....	7
<b>Chapter 1: Introducing Hitachi Content Platform for cloud scale</b> .....	<b>9</b>
Getting started with Object Storage Management management APIs.....	9
Input and output formats.....	10
Requesting and submitting an access token.....	10
Viewing and using API methods.....	11
Including security tokens in MAPI Swagger requests.....	12
HTTP status codes.....	12
<b>Chapter 2: Storage component management resources</b> .....	<b>15</b>
Activate storage components.....	15
Configure S3 settings.....	18
Configure storage component.....	20
Get S3 settings.....	27
List storage component alerts.....	28
List storage components.....	30
Patch storage component configuration.....	34
Set storage component state.....	40
Test storage component access.....	45
Update storage component configuration.....	48
<b>Chapter 3: Administrative management resources</b> .....	<b>55</b>
Get serial number.....	55
Get system events.....	56
Refresh client certificates.....	58
Set serial number.....	59
<b>Chapter 4: User management resources</b> .....	<b>61</b>
Generate S3 user credentials.....	61
List users.....	62
List user buckets.....	64

Revoke OAuth user tokens.....	66
Revoke S3 user credentials.....	68
<b>Chapter 5: Public resources.....</b>	<b>70</b>
Get service port.....	70

---

# Preface

## About this document

This document describes the management REST API commands available for customer use in the Hitachi Content Platform for cloud scale (HCP for cloud scale) software.

## Intended audience

This document is intended for people who are managing or administering HCP for cloud scale systems. It assumes you have experience with API calls and some experience writing scripts that issue API calls.





## Document conventions

This document uses the following typographic conventions:

Convention	Description
<b>Bold</b>	<ul style="list-style-type: none"><li>Indicates text in a window, including window titles, menus, menu options, buttons, fields, and labels. Example: Click <b>OK</b>.</li><li>Indicates emphasized words in list items.</li></ul>
<i>Italic</i>	<ul style="list-style-type: none"><li>Indicates a document title or emphasized words in text.</li><li>Indicates a variable, which is a placeholder for actual text provided by the user or for output by the system. Example: <pre>pairdisplay -g group</pre> (For exceptions to this convention for variables, see the entry for angle brackets.)</li></ul>
Monospace	Indicates text that is displayed on screen or entered by the user. Example: <code>pairdisplay -g oradb</code>

Convention	Description
< > angle brackets	<p>Indicates variables in the following scenarios:</p> <ul style="list-style-type: none"> <li>Variables are not clearly separated from the surrounding text or from other variables. Example: <pre>Status-&lt;report-name&gt;&lt;file-version&gt;.csv</pre> </li> <li>Variables in headings.</li> </ul>
[ ] square brackets	Indicates optional values. Example: [ a   b ] indicates that you can choose a, b, or nothing.
{ } braces	Indicates required or expected values. Example: { a   b } indicates that you must choose either a or b.
vertical bar	<p>Indicates that you have a choice between two or more options or arguments. Examples:</p> <p>[ a   b ] indicates that you can choose a, b, or nothing.</p> <p>{ a   b } indicates that you must choose either a or b.</p>

This document uses the following icons to draw attention to information:

Icon	Label	Description
	Note	Calls attention to important or additional information.
	Tip	Provides helpful information, guidelines, or suggestions for performing tasks more effectively.
	Caution	Warns the user of adverse conditions and/or consequences (for example, disruptive operations, data loss, or a system crash).
	WARNING	Warns the user of a hazardous situation which, if not avoided, could result in death or serious injury.

## Related documents

This document refers to other documents that you should have available before beginning the build process.

The following documents contain additional information about HCP for cloud scale:

- *Installing Hitachi Content Platform for Cloud Scale* (MK-HCPCS002-03): This document provides the information you need to install the HCP for cloud scale software.
- *Hitachi Content Platform for Cloud Scale Object Storage Management Application Help* (MK-HCPCS000-02): This Help system explains how to use the HCP for cloud scale Object Storage Management application to configure and operate a common object storage interface for clients to interact with.
- *Hitachi Content Platform for Cloud Scale System Management Application Help* (MK-HCPCS001-03): This Help system contains the instructions for using the HCP for cloud scale System Management application to configure HCP for cloud scale for your users, enable and disable system features, and monitor the system and its connections.
- *Hitachi Content Platform for Cloud Scale Copyrights and Third-party Licenses* (MK-HCPCS003-03): This document contains copyright and license information for third-party software distributed with or embedded in the HCP for cloud scale operating system, core software, and applications.
- *Hitachi Content Platform for Cloud Scale Release Notes* (RN-HCPCS004-04): This document is for customers, and describes new features, product documentation, and resolved and known issues, and provides other useful information about this release of the product.



---

# Chapter 1: Introducing Hitachi Content Platform for cloud scale

Hitachi Content Platform for cloud scale (HCP for cloud scale) is a software-defined object storage solution that is based on a massively parallel microservice architecture, and is compatible with the Amazon S3 application programming interface (API).

HCP for cloud scale is especially well suited to service applications requiring high bandwidth and compatibility with Amazon S3 APIs.

HCP for cloud scale has the ability to federate S3-compatible storage from virtually any private or public source, and present the combined capacity in a single, centrally managed, global namespace.

You can install HCP for cloud scale on any server, in the cloud or on premise, that supports the minimum requirements.

HCP for cloud scale lets you manage and scale storage components. You can add storage components, monitor their states, and take them online or offline for purposes of maintenance and repair. The HCP for cloud scale system provides functions to send notification of alerts, track and monitor throughput and performance, and trace actions through the system.

## Getting started with Object Storage Management management APIs

HCP for cloud scale provides RESTful HTTPS interfaces for the following functions:

- Managing storage components and Amazon Simple Storage Service (Amazon S3) settings
- Managing administrative resources such as serial numbers and system events
- Managing user resources such as S3 user credentials and OAuth tokens

The Object Storage Management management APIs (MAPIs) are served by the MAPI Gateway service from any HCP for cloud scale node.

You can execute all functions supported in the Object Storage Management application and the S3 User Credentials application using MAPIs.

All URLs for the Object Storage Management MAPIs have the following base, or root, uniform resource identifier (URI):

```
https://hcpcs_ip_address:9099/mapi/v1
```



**Note:** You can execute all system configuration, management, and monitoring functions supported in the System Management application using System Management MAPIs. Those MAPIs are separate and use a separate port. Those MAPIs are documented in the System Management application online help.

## Input and output formats

The API accepts and returns JSON.

The REST API accepts and returns JavaScript Object Notation (JSON). It does not support HTTPS 1.0 requests; all HTTPS 1.0 requests are denied. When the body of the request has contents, the MAPI accepts and returns JSON; when the body is empty, JSON format is unnecessary.

## Requesting and submitting an access token

You need to request an access token from the system. Send an `HTTP POST` request to the endpoint `/auth/oauth`.

To use the API interface, the account you're using must have the appropriate permissions assigned, and you need a valid OAuth access token. For information about the required permissions for making API calls, see the System Management Help. The security access token, known as a Bearer token, authorizes all requests made to access and manage storage components and S3 settings in an HCP for cloud scale system.



**Note:**

- To get a list of security realms for the system, send an `HTTP GET` request to the endpoint `/setup`. For example, to do this with `cURL`, send this command:

```
curl -k -X GET --header 'Accept: application/json' 'https://
mysystem.example.com:admin-app-port/api/admin/setup'
```

- To get an access token for the local admin user account, you can omit the realm option for the request, or specify a realm value of `Local`.

To request an access token:

### Procedure

1. Send an `HTTP POST` request to the endpoint `/auth/oauth` in the System Management application API.

The payload of the request requires your username, password, and realm for a user account.

The system sends you a JSON response body containing an `access_token` field. The value of this field is your token.

2. Include your access token as part of all REST API requests that you make by submitting an `Authorization` header along with your request.

### Example

Here's an example of requesting an authentication token using the cURL command-line tool:

```
curl -ik -X POST https://mysystem.example.com:8000/auth/oauth/ \
-d grant_type=password \
-d username=user1 \
-d password=password1 \
-d scope=* \
-d client_secret=my-client \
-d client_id=my-client \
-d realm=marketingUsers
```

In response to this request, you receive a JSON response body containing an `access_token` field. The value of this field is your token. For example:

```
{
  "access_token": "eyJr287bjle..."
  "expires_in": 7200
}
```

Here's an example that uses cURL of including an access token as part of a request:

```
curl -X GET --header "Accept:application/json"
      https://mysystem.example.com:admin_app_port/api/admin/instances --
header "Authorization:
      Bearer eyJr287bjle..."
```

## Viewing and using API methods

Your system provides web-based documentation pages where you can view all supported API methods, including the request bodies, request URLs, response bodies, and return codes for each. You can also use these pages to run each API method.

You can use the API documentation pages to experiment with the API. Any requests you submit on the REST API page take effect on the system.



**Note:** If you specify UUIDs when creating resources, the UUIDs are ignored.

To use the API page to run a method:

### Procedure

1. In either the Object Storage Management App or the System Management App, click the user profile icon, in the upper right portion of the page.

2. Select **API**.
3. Click on the row for the method you want.
4. If the method you want requires that you specify a UUID:
  - a. Click the row for the GET method for the resource type that you want.
  - b. Click **Try It Out!**
  - c. In the JSON response body, copy the value for the `uuid` field for the resource that you want.
5. If the method you want requires that you specify a request body, in the **Parameters** section, under **Model Schema**, click inside the JSON text box. The JSON text is added to the **Value** field.



**Note:** Some methods may require other information in addition to or instead of UUIDs or JSON-formatted text. Some require particular string values or require that you browse for and select a file to upload.

6. Click **Try It Out!**

## Including security tokens in MAPI Swagger requests

HCP for cloud scale prevents cross-site request forgery by requiring an `xsrftoken` cookie and passing the header `x-xsrf-token` in API requests. Swagger does not automatically populate this header when executing MAPI requests.

To execute a MAPI request through Swagger:

### Procedure

1. From the user profile icon on the top right of the Dashboard, select **REST API**. Swagger opens in a new tab.
2. Locate and copy the value of the cookie XSRF-TOKEN:
  - In Firefox, from the **Open** menu (in the upper right corner), select **Web Developer > Storage Inspector**. From the **Developer Tools** pane select **Cookies**. Select and copy the value of the cookie XSRF-TOKEN.
  - In Chrome, from the **Customize** menu (in the upper right corner), select **More tools > Developer tools**. From the **Developer Tools** pane select **Storage > Cookies**. Select and copy the value of the cookie XSRF-TOKEN.
3. Select the management API you want to execute and click **Try it out**.
4. Paste the value of the cookie into the field **X-XSRF TOKEN**.
5. Click **Execute**.

## HTTP status codes

When an HTTP request is sent, the server sends back an HTTP response message. The HTTP response message consists of an HTTP header and, optionally, a message body. The response header contains an HTTP status code that provides a status of the request.

The following table contains a list of returned status codes, descriptions, and the type of HTTP request that can generate the status code.

Status code	HTTP name	Description	Service
200	OK	The request was executed successfully.	PATCH POST
400	Bad Request	The request body contains one or more of these: <ul style="list-style-type: none"> <li>An invalid entry</li> <li>An invalid value for an entry</li> <li>Invalidly formatted JSON</li> </ul> If the request includes a UUID, the UUID may be invalidly formatted.	PATCH POST
401	Unauthorized	Your access is not authorized. Possible reasons: <ul style="list-style-type: none"> <li>No credentials are provided with the request.</li> <li>The credentials provided with the request are invalid.</li> </ul>	PATCH POST
404	Not Found	The resource you are trying to retrieve, edit, or delete cannot be found.	PATCH POST

Status code	HTTP name	Description	Service
405	Method Not Allowed	A request was made of a resource using a request method not supported by that resource; for example, using GET on a form which requires data to be presented via POST.	PATCH POST
501	Unimplemented	An API was invoked that HCP for cloud scale doesn't support.	

## Chapter 2: Storage component management resources

This module describes the storage component management resources.



**Note:** If you're working with a storage component that is configured with multiple retries and long timeouts, and if the endpoint for the storage component is unreachable, and if as a result you send multiple verification or activation requests to the endpoint, the MAPI Gateway service can become unresponsive.

If the MAPI Gateway service becomes unresponsive, use the System Management Services function Repair on it.

### Activate storage components

When you define a storage component, it is marked as UNVERIFIED and not available to serve requests until you activate it. You can activate a storage component that is in the UNVERIFIED state.

#### HTTP request syntax (URI)

```
POST https://host_ip:9099/mapi/v1/storage_component/activate
```

#### Request structure

The request body is shown below:

```
{
  "id": "uuid"
}
```

Parameter	Required	Type	Description
id	Yes	UUID	The UUID of the storage component.

## Response structure

The response body is shown below:

```
{
  "id": "uuid",
  "storageType": "type",
  "verified": true|false,
  "httpStatus": nnn,
  "errorCode": "code_text",
  "errorMessage": "message_text",
  "daysUntilCertificateExpiration": nnn,
  "state": "state"
}
```

Parameter	Type	Description
id	UUID	The UUID of the storage component.
storageType	String	The type of storage component: <ul style="list-style-type: none"> <li>AMAZON_S3: An Amazon Web Services S3-compatible node</li> <li>HCP_S3: A Hitachi Content Platform node</li> <li>HCPS_S3: An HCP S Series node</li> <li>GENERIC_S3: An S3-compatible node</li> </ul>
verified	Boolean	If <code>true</code> , the storage component has been activated. If <code>false</code> , it is not verified and awaits administrative action.
httpStatus	32-bit integer	The HTTP status code with which the storage component responded to your request. If 0, the storage component can't be reached. You can use other values to diagnose the issue.
errorCode	String	Any error code associated with the storage component.
errorMessage	String	Any error message associated with the storage component.
daysUntilCertificateExpiration	32-bit integer	Number of days until the current HTTPS certificate expires.



Parameter	Type	Description
state	Enum	<p>The state of the storage component, indicating its availability to serve requests:</p> <ul style="list-style-type: none"> <li>▪ <b>ACTIVE</b>: The storage component is ready for requests.</li> <li>▪ <b>INACTIVE</b>: The storage component is on an administrative pause.</li> <li>▪ <b>INACCESSIBLE</b>: The storage component is not accessible. This can be caused by network, authentication, or certificate errors.</li> <li>▪ <b>UNVERIFIED</b>: The storage component has not been activated or has failed to activate.</li> </ul>

### Return codes

Status code	HTTP name	Description
200	OK	The request was executed successfully.
400	Bad Request	The MAPI metadata ID is invalid.
401	Unauthorized	Access was denied due to invalid credentials.
404	Not Found	The specified storage component does not exist.
405	Method Not Allowed	The specified HTTP method is not allowed for a storage component. Resend using POST.

### Example

Request example:

```
POST https://10.10.24.195:9099/mapi/v1/storage_component/activate
```

JSON request:

```
{
  "id": "3fa85f64-1024-4562-b3fc-2c963f66afa6"
}
```

JSON response:

```
{
  "id": "3fa85f64-1024-4562-b3fc-2c963f66afa6",
  "storageType": "AMAZON_S3",
  "verified": true,
  "httpStatus": 200,
  "errorCode": null,
  "errorMessage": null,
  "daysUntilCertificateExpiration": 364,
  "state": "ACTIVE"
}
```

## Configure S3 settings

You can configure custom S3 settings for buckets. You can use this endpoint to configure settings, then use the endpoint `/s3_settings/get` to check them.

### HTTP request syntax (URI)

```
POST https://host_ip:9099/mapi/v1/s3_settings/set
```

### Request structure

The request body is shown below:

```
{
  "maxFileSizeBytes": nnnnnnnnnn,
  "maxBucketsPerUser": buckets,
  "maxBulkDeleteRequestSizeBytes": size,
  "maxBulkDeleteRequestSizeCount": count
}
```

Parameter	Required	Type	Description
maxFileSizeBytes	No	Integer	The maximum size, in bytes, of a single object that can be uploaded to an HCP for cloud scale system. Limit: 5 GB, default: 5 GB.

Parameter	Required	Type	Description
maxBucketsPerUser	No	Integer	The maximum number of buckets that a single user can create and own. No limit, default: 100 buckets.
maxBulkDeleteRequestSizeBytes	No	Integer	The maximum, total size of objects, in bytes, allowed in a single bulk delete operation. Default: 3 MB.
maxBulkDeleteRequestSizeCount	No	Integer	The maximum, total number of objects allowed in a single bulk delete operation. Default: 1000 objects.

### Response structure

The response returns the same parameters as the request. The response body structure is shown below:

```
{
  "maxFileSizeBytes": ,
  "maxBucketsPerUser": ,
  "maxBulkDeleteRequestSizeBytes": ,
  "maxBulkDeleteRequestSizeCount":
}
```

### Return codes

Status code	HTTP name	Description
200	OK	The request was executed successfully.
401	Unauthorized	Access was denied due to invalid credentials.
405	Method Not Allowed	The specified HTTP method is not allowed for a storage component. Resend using POST.

### Example

Request example:

```
POST https://10.10.24.195:9099/mapi/v1/s3_settings/set
```

JSON request:

```
{
  "maxBucketsPerUser": 1000
}
```

JSON response:

```
{
  "maxFileSizeBytes": 1099511627776,
  "maxBucketsPerUser": 1000,
  "maxBulkDeleteRequestSizeBytes": 3145728,
  "maxBulkDeleteRequestSizeCount": 1000
}
```

## Configure storage component

You can configure a storage component, which exposes the S3 buckets for storage of data on various storage back-end systems. Buckets must already be created on the storage component before you can configure it. Ensure that the buckets are empty.

### HTTP request syntax (URI)

```
POST https://host_ip:9099/mapi/v1/storage_component/create
```

### Request structure

The request body is shown below:

```
{
  "storageType": "type",
  "storageComponentConfig": {
    "label": "[label]",
    "host": "url",
    "https": {true|false},
    "port": [nnnnn],
    "bucket": "bucket_name",
    "region": "[region_name]",
    "authType": "[V2|V4]",
    "siteAffiliation": {
      "id": "uuid"
    },
  },
  "accessKey": "key",
  "secretKey": "key",
  "useProxy": [true|false],
  "proxyHost": "[host_name]",
  "proxyPort": [nnnnn],
  "proxyUserName": "[user_name]",
}
```

```

"proxyPassword": "[password]",
"proxyDomain": "[domain_name]",
"usePathStyleAlways": [true|false],
"connectionTimeout": [ms],
"socketTimeout": [ms],
"connectionTTL": [ms],
"maxConnections": [nnnnnnn],
"userAgentPrefix": "[prefix]",
"socketSendBufferSizeHint": [nnnnnnn],
"socketRecvBufferSizeHint": [nnnnnnn],
"activateNow": {true|false}
}
}

```

Parameter	Required	Type	Description
storageType	Yes	String	The type of storage component: <ul style="list-style-type: none"> <li>AMAZON_S3: An Amazon Web Services S3-compatible node</li> <li>HCP_S3: A Hitachi Content Platform node</li> <li>HCPS_S3: An HCP S Series node</li> <li>GENERIC_S3: An S3-compatible node</li> </ul>
storageComponent Config	Yes	List	The following storage component configuration values:
label	No	String	The name of the storage component.
host	Yes	String	The URL of the storage component back-end host domain.
https	Yes	Boolean	If <code>true</code> , use an HTTPS connection to the back-end system. If <code>false</code> , use an HTTP connection. Default: <code>false</code> .
port	No	Integer	HTTP port of back-end system.
bucket	Yes	String	Name of the bucket. The bucket must already exist.
region	No	String	The S3 region. Default: <code>us-west-2</code> .

Parameter	Required	Type	Description
authType	No	String	The AWS Signature Version for authenticating all interactions with Amazon S3: <ul style="list-style-type: none"> <li>v2</li> <li>v4</li> </ul>
siteAffiliation	Yes	UUID	For <code>id</code> , the UUID representing the storage component or the user.
accessKey	Yes		Access key of the S3 credentials for access to the bucket.
secretKey	Yes		Secret key of the S3 credentials for access to the bucket.
useProxy	No	Boolean	If <code>true</code> , a proxy server is defined. If <code>false</code> , it is not. If <code>true</code> , then values are required for <code>proxyHost</code> and <code>proxyPort</code> . Default: <code>false</code> .
proxyHost	No	String	The proxy host, if used.
proxyPort	No	Integer	The proxy port number, if used.
proxyUserName	No	String	The proxy domain user name, if used.
proxyPassword	No	String	The proxy domain password, if used.
proxyDomain	No	String	The proxy domain. Not supported.
usePathStyleAlways	No	Boolean	If <code>true</code> , use path-style syntax to send requests to the back-end system. If <code>false</code> , use virtual-hosted style. Default: <code>true</code> .
connectionTimeout	No	32-bit integer	The amount of time, in milliseconds, that the HTTP connection waits to establish a connection before timing out.
socketTimeout	No	32-bit integer	The timeout value for reading from a connected socket.
connectionTTL	No	64-bit integer	The connection time to live (TTL) for a request.

Parameter	Required	Type	Description
maxConnections	No	32-bit integer	The maximum number of open HTTP connections to a storage component.
userAgentPrefix	No	String	The HTTP user agent prefix header, used in requests to a storage component.
socketSendBufferSize Hint	No	32-bit integer	The size hint, in bytes, for the low-level TCP send buffer. If specified, you must also specify <code>socketRecvBufferSizeHint</code> .
socketRecvBufferSize Hint	No	32-bit integer	The size hint, in bytes, for the low-level TCP receive buffer. If specified, you must also specify <code>socketSendBufferSizeHint</code> .
activateNow	No	Boolean	If <code>true</code> , activate the storage component immediately. If <code>false</code> , do not activate the storage component. Default: <code>true</code> .

### Response structure

The response returns the same parameters as the request with the following additions. The response body structure is shown below:

```
[
  {
    "id": "uuid",
    "storageType": "",
    "storageComponentConfig": {
      "label": "",
      "host": "",
      "https": ,
      "port": ,
      "bucket": "",
      "region": "",
      "authType": "",
      "siteAffiliation": {
        "id": ""
      },
      "useProxy": ,
      "proxyHost": "",
      "proxyPort": ,
      "proxyUserName": "",
      "proxyPassword": "",
```

```

    "proxyDomain": "",
    "usePathStyleAlways": ,
    "connectionTimeout": ,
    "socketTimeout": ,
    "connectionTTL": ,
    "maxConnections": ,
    "userAgentPrefix": "",
    "socketSendBufferSizeHint": ,
    "socketRecvBufferSizeHint": ,
    "readOnly": ,
    "state": "state"
  }
}
]

```

Parameter	Type	Description
id	UUID	The ID of the storage component.
state	Enum	<p>The state of the storage component, indicating its availability to serve requests:</p> <ul style="list-style-type: none"> <li>▪ <b>ACTIVE</b>: The storage component is ready for requests.</li> <li>▪ <b>INACTIVE</b>: The storage component is on an administrative pause.</li> <li>▪ <b>INACCESSIBLE</b>: The storage component is not accessible. This can be caused by network, authentication, or certificate errors.</li> <li>▪ <b>UNVERIFIED</b>: The storage component has not been activated or has failed to activate.</li> </ul>



**Return codes**

Status code	HTTP name	Description
200	OK	The request was executed successfully.
400	Bad Request	The request is missing a valid storage component or parameter.
401	Unauthorized	Access was denied due to invalid credentials.
405	Method Not Allowed	The specified HTTP method is not allowed for a storage component. Resend using POST.

**Example**

Request example:

```
POST https://10.10.24.195:9099/mapi/v1/storage_component/create
```

JSON request:

```
{
  "storageType": "AMAZON_S3",
  "storageComponentConfig": {
    "label": "Cloud AWS Bucket",
    "host": "URL of an existing storage component backend",
    "https": true,
    "port": 0,
    "bucket": "string",
    "region": "string",
    "authType": "V2",
    "siteAffiliation": {
      "id": "3fa85f64-1024-4562-b3fc-2c963f66afa6"
    },
  },
  "accessKey": "string",
  "secretKey": "string",
  "useProxy": true,
  "proxyHost": "string",
  "proxyPort": null,
  "proxyUserName": "string",
  "proxyPassword": "string",
  "proxyDomain": "string",
  "usePathStyleAlways": true,
  "connectionTimeout": null,
}
```

```

"socketTimeout": null,
"connectionTTL": null,
"maxConnections": null,
"userAgentPrefix": "string",
"socketSendBufferSizeHint": null,
"socketRecvBufferSizeHint": null,
"activateNow": true
}
}

```

JSON response:

```

[
  {
    "id": "3fa85f64-1024-4562-b3fc-2c963f66afa6",
    "storageType": "AMAZON_S3",
    "storageComponentConfig": {
      "label": "Cloud AWS Bucket",
      "host": "URL of an existing storage component backend",
      "https": false,
      "port": 0,
      "bucket": "string",
      "region": "string",
      "authType": "V2",
      "siteAffiliation": {
        "id": "3fa85f64-1024-4562-b3fc-2c963f66afa6"
      },
      "useProxy": true,
      "proxyHost": "string",
      "proxyPort": 0,
      "proxyUserName": "string",
      "proxyPassword": "string",
      "proxyDomain": "string",
      "usePathStyleAlways": true,
      "connectionTimeout": 0,
      "socketTimeout": 0,
      "connectionTTL": 0,
      "maxConnections": 0,
      "userAgentPrefix": "string",
      "socketSendBufferSizeHint": 0,
      "socketRecvBufferSizeHint": 0,
      "readOnly": true,
      "state": "ACTIVE"
    }
  }
]

```

## Get S3 settings

You can retrieve the current S3 settings. You can use the endpoint `/s3_settings/set` to configure settings, then use this endpoint to check them.

### HTTP request syntax (URI)

```
POST https://host_ip:9099/mapi/v1/s3_settings/get
```

### Request structure

Not applicable.

### Response structure

The response body is shown below:

```
{
  "maxFileSizeBytes": nnnnnnnnnn,
  "maxBucketsPerUser": buckets,
  "maxBulkDeleteRequestSizeBytes": size,
  "maxBulkDeleteRequestSizeCount": count
}
```

Parameter	Required	Type	Description
maxFileSizeBytes	No	Integer	The maximum size, in bytes, of a single object that can be uploaded to an HCP for cloud scale system. Limit: 5 GB, default: 5 GB.
maxBucketsPerUser	No	Integer	The maximum number of buckets that a single user can create and own. No limit, default: 100 buckets.
maxBulkDeleteRequestSizeBytes	No	Integer	The maximum, total size of objects, in bytes, allowed in a single bulk delete operation. Default: 3 MB.
maxBulkDeleteRequestSizeCount	No	Integer	The maximum, total number of objects allowed in a single bulk delete operation. Default: 1000 objects.

**Return codes**

Status code	HTTP name	Description
200	OK	The request was executed successfully.
401	Unauthorized	Access was denied due to invalid credentials.
405	Method Not Allowed	The specified HTTP method is not allowed for a storage component. Resend using POST.

**Example**

Request example:

```
POST https://10.10.24.195:9099/mapi/v1/s3_settings/get
```

JSON response:

```
{
  "maxFileSizeBytes": 4294967296,
  "maxBucketsPerUser": 100,
  "maxBulkDeleteRequestSizeBytes": 3145728,
  "maxBulkDeleteRequestSizeCount": 1000
}
```

**List storage component alerts**

You can retrieve a list of active storage component alerts. Alerts are triggered by events and remain active until the condition that caused the event is removed. For example, HCP for cloud scale sends an alert when a storage component is unavailable or its certificate is about to expire. Once the event is resolved, the alert is cleared.

**HTTP request syntax (URI)**

```
POST https://host_ip:9099/mapi/v1/alert/list
```

**Request structure**

Not applicable.

**Response structure**

The response body is shown below:

```
[
  {
    "id": "uuid",
    "timestamp": date_time,
    "category": "STORAGECOMPONENT",
    "description": "alert_description"
  }
  .
  .
  .
]
```

Parameter	Type	Description
id	UUID	The ID of the storage component.
timestamp	64-bit integer	The date and time, in milliseconds since 1 January 1970 GMT, when the alert was generated.
category	String	Alert category: <ul style="list-style-type: none"> <li>▪ STORAGECOMPONENT</li> </ul>
description	String	The text of the alert.

**Return codes**

Status code	HTTP name	Description
200	OK	The request was executed successfully.

**Example**

Request example:

```
POST https://10.10.24.195:9099/mapi/v1/alert/list
```

JSON response:

```
[
  {
    "id": "3fa85f64-1024-4562-b3fc-2c963f66afa6",
    "timestamp": 1571912640205,
  }
]
```

```

    "category": "STORAGECOMPONENT",
    "description": "string"
  }
]

```

## List storage components

You can retrieve a list of all storage components created in the HCP for cloud scale system along with their component settings.

### HTTP request syntax (URI)

```
POST https://host_ip:9099/mapi/v1/storage_component/list
```

### Request structure

Not applicable.

### Response structure

The response body is shown below:

```

[
  {
    "id": "",
    "storageType": "type",
    "storageComponentConfig": {
      "label": "label",
      "host": "url",
      "https": true|false,
      "port": nnnnn,
      "bucket": "bucket_name",
      "region": "region_name",
      "authType": "V2|V4",
      "siteAffiliation": {
        "id": "uuid"
      },
      "useProxy": true|false,
      "proxyHost": "host_name",
      "proxyPort": nnnnn,
      "proxyUserName": "user_name",
      "proxyPassword": "password",
      "proxyDomain": "domain_name",
      "usePathStyleAlways": true|false,
      "connectionTimeout": ms,
      "socketTimeout": ms,
      "connectionTTL": ms,
      "maxConnections": nnnnnnn,
      "userAgentPrefix": "prefix",

```

```

    "socketSendBufferSizeHint": nnnnnnnn,
    "socketRecvBufferSizeHint": nnnnnnnn,
    "readOnly": true|false,
    "state": "state"
  }
}
]

```

Parameter	Type	Description
id	UUID	The ID of the storage component.
storageType	String	The type of storage component: <ul style="list-style-type: none"> <li>AMAZON_S3: An Amazon Web Services S3-compatible node</li> <li>HCP_S3: A Hitachi Content Platform node</li> <li>HCPS_S3: An HCP S Series node</li> <li>GENERIC_S3: An S3-compatible node</li> </ul>
storageComponentConfig	List	The following storage component configuration values:
label	String	The name of the storage component.
host	String	The URL of the storage component back-end host domain.
https	Boolean	<code>true</code> for HTTPS connection to back-end system, <code>false</code> for HTTP.
port	32-bit integer	HTTP port to back-end system.
bucket	String	The name of the bucket.
region	String	The S3 region.
authType	String	AWS Signature Version, used for authenticating all interactions with Amazon S3: <ul style="list-style-type: none"> <li>v2</li> <li>v4</li> </ul>
siteAffiliation		The value of <code>id</code> , a UUID representing the storage component or the user.
useProxy	Boolean	If <code>true</code> , a proxy server is defined. If <code>false</code> , a proxy server is not defined.

Parameter	Type	Description
proxyHost	String	The proxy host, if used; otherwise, <code>null</code> .
proxyPort	32-bit integer	The proxy port number, if used; otherwise, <code>null</code> .
proxyUserName	String	The proxy domain user name, if used; otherwise, <code>null</code> .
proxyPassword	String	The proxy domain password, if used; otherwise, <code>null</code> .
proxyDomain	String	The proxy domain, if used; otherwise, <code>null</code> .
usePathStyleAlways	Boolean	If <code>true</code> , use path-style syntax to send requests to the back-end system; if <code>false</code> , use virtual-hosted style.
connectionTimeout	32-bit integer	The amount of time, in milliseconds, that the HTTP connection waits to establish a connection before timing out.
socketTimeout	32-bit integer	The timeout value for reading from a connected socket.
connectionTTL	64-bit integer	The connection time to live (TTL) for a request.
maxConnections	32-bit integer	The maximum number of open HTTP connections to a storage component.
userAgentPrefix	String	The HTTP user agent prefix header, used in requests to a storage component.
socketSendBufferSizeHint	32-bit integer	The size hint, in bytes, for the low-level TCP send buffer.
socketRecvBufferSizeHint	32-bit integer	The size hint, in bytes, for the low-level TCP receive buffer.
readOnly	Boolean	If <code>true</code> , the storage component is marked as read-only. If <code>false</code> , the storage component is available for reading and writing data.



Parameter	Type	Description
state	Enum	<p>The state of the storage component, indicating its availability to serve requests:</p> <ul style="list-style-type: none"> <li>▪ <b>ACTIVE</b>: The storage component is ready for requests.</li> <li>▪ <b>INACTIVE</b>: The storage component is on an administrative pause.</li> <li>▪ <b>INACCESSIBLE</b>: The storage component is not accessible. This can be caused by network, authentication, or certificate errors.</li> <li>▪ <b>UNVERIFIED</b>: The storage component has not been activated or has failed to activate.</li> </ul>

### Return codes

Status code	HTTP name	Description
200	OK	The request was executed successfully.
401	Unauthorized	Access was denied due to invalid credentials.
405	Method Not Allowed	The specified HTTP method is not allowed for a storage component. Resend using POST.

### Example

Request example:

```
POST https://10.10.24.195:9099/mapi/v1/storage_component/list
```

JSON response:

```
[
  {
    "id": "8bff981b-5894-43ce-bd41-5a6f548cc241",
    "storageType": "GENERIC_S3",
    "storageComponentConfig": {
      "label": null,
      "host": "172.19.54.102",
```

```

    "https": false,
    "port": 9000,
    "bucket": "samplebucket",
    "region": "us-west-2",
    "authType": null,
    "siteAffiliation": {
      "id": "19b96ae2-38dd-4686-b298-b5bebe173e96"
    },
    "useProxy": false,
    "proxyHost": null,
    "proxyPort": null,
    "proxyUserName": null,
    "proxyPassword": null,
    "proxyDomain": null,
    "usePathStyleAlways": true,
    "connectionTimeout": null,
    "socketTimeout": null,
    "connectionTTL": null,
    "maxConnections": null,
    "userAgentPrefix": null,
    "socketSendBufferSizeHint": null,
    "socketRecvBufferSizeHint": null,
    "readOnly": false,
    "state": "ACTIVE"
  }
}
]

```

## Patch storage component configuration

You can update the configuration of specific storage component settings. Use the endpoint `/storage_component/list` to check the existing settings or verify changes. Use the endpoint `/storage_component/update` to update all settings.

### HTTP request syntax (URI)

```
PATCH https://host_ip:9099/mapi/v1/storage_component/update
```

### Request structure

The full request body is shown below:

```

{
  "id": "uuid",
  "storageType": "type",
  "storageComponentConfig": {
    "label": "[label]",
    "host": "url",
    "https": {true|false},

```

```

"port": [nnnnn],
"bucket": "bucket_name",
"region": "[region_name]",
"authType": "[V2|V4]",
"siteAffiliation": {
  "id": "uuid"
},
"accessKey": "key",
"secretKey": "key",
"useProxy": [true|false],
"proxyHost": "[host_name]",
"proxyPort": [nnnnn],
"proxyUserName": "[user_name]",
"proxyPassword": "[password]",
"proxyDomain": "[domain_name]",
"usePathStyleAlways": [true|false],
"connectionTimeout": [ms],
"socketTimeout": [ms],
"connectionTTL": [ms],
"maxConnections": [nnnnnnn],
"userAgentPrefix": "[prefix]",
"socketSendBufferSizeHint": [nnnnnnn],
"socketRecvBufferSizeHint": [nnnnnnn],
"readOnly":
}
}

```

Parameter	Required	Type	Description
id	Yes	UUID	The ID of the storage component.
storageComponent Config	No	List	The following storage component configuration values as needed:
label	No	String	The name of the storage component.
host	No	String	The URL of the storage component back-end host domain.
https	No	Boolean	If <code>true</code> , use an HTTPS connection to the back-end system. If <code>false</code> , use an HTTP connection.
port	No	32-bit integer	HTTP port of back-end system.
bucket	No	String	The name of the bucket. The bucket must already exist.

Parameter	Required	Type	Description
region	No	String	The S3 region.
authType	No	String	The AWS Signature Version for authenticating all interactions with Amazon S3: <ul style="list-style-type: none"> <li>▪ v2</li> <li>▪ v4</li> </ul>
siteAffiliation	No		For <code>id</code> , the UUID representing the storage component or the user.
accessKey	No		Access key of the S3 credentials for access to the bucket.
secretKey	No		Secret key of the S3 credentials for access to the bucket.
useProxy	No	Boolean	If <code>true</code> , a proxy server is defined. If <code>false</code> , a proxy server is not defined. If <code>true</code> , then you must enter values for <code>proxyHost</code> and <code>proxyHost</code> .
proxyHost	No	String	The proxy host, if used.
proxyPort	No	32-bit integer	The proxy port number, if used.
proxyUserName	No	String	The proxy domain user name, if used.
proxyPassword	No	String	The proxy domain password, if used.
proxyDomain	No	String	The proxy domain. This is not supported.
usePathStyleAlways	No	Boolean	If <code>true</code> , use path-style syntax to send requests to the back-end system. If <code>false</code> , use virtual-hosted style.
connectionTimeout	No	32-bit integer	The amount of time, in milliseconds, that the HTTP connection waits to establish a connection before timing out.
socketTimeout	No	32-bit integer	The timeout value for reading from a connected socket.

Parameter	Required	Type	Description
connectionTTL	No	64-bit integer	The connection time to live (TTL) for a request.
maxConnections	No	32-bit integer	The maximum number of open HTTP connections to a storage component.
userAgentPrefix	No	String	The HTTP user agent prefix header, used in requests to a storage component.
socketSendBufferSizeHint	No	32-bit integer	The size hint, in bytes, for the low-level TCP send buffer. If specified, you must also specify <code>socketRecvBufferSizeHint</code> .
socketRecvBufferSizeHint	No	32-bit integer	The size hint, in bytes, for the low-level TCP receive buffer. If specified, you must also specify <code>socketSendBufferSizeHint</code> .
readOnly	No	Boolean	If <code>true</code> , objects can be read and deleted but write operations aren't allowed. If <code>false</code> , write operations are allowed.

### Response structure

The response returns the same parameters as the request with the following additions. The response body structure is shown below:

```
[
  {
    "id": "uuid",
    "storageType": "",
    "storageComponentConfig": {
      "label": "",
      "host": "",
      "https": ,
      "port": ,
      "bucket": "",
      "region": "",
      "authType": "",
      "siteAffiliation": {
        "id": ""
      },
      "useProxy": ,
      "proxyHost": "",
      "proxyPort": ,
```

```

    "proxyUserName": "",
    "proxyPassword": "",
    "proxyDomain": "",
    "usePathStyleAlways": ,
    "connectionTimeout": ,
    "socketTimeout": ,
    "connectionTTL": ,
    "maxConnections": ,
    "userAgentPrefix": "",
    "socketSendBufferSizeHint": ,
    "socketRecvBufferSizeHint": ,
    "readOnly": ,
    "state": "state"
  }
}
]

```

Parameter	Type	Description
id	UUID	The ID of the storage component.
state	Enum	<p>The state of the storage component, indicating its availability to serve requests:</p> <ul style="list-style-type: none"> <li>▪ <b>ACTIVE</b>: The storage component is ready for requests.</li> <li>▪ <b>INACTIVE</b>: The storage component is on an administrative pause.</li> <li>▪ <b>INACCESSIBLE</b>: The storage component is not accessible. This can be caused by network, authentication, or certificate errors.</li> <li>▪ <b>UNVERIFIED</b>: The storage component has not been activated or has failed to activate.</li> </ul>

**Return codes**

Status code	HTTP name	Description
200	OK	The request was executed successfully.
400	Bad Request	The request is missing a valid storage component or parameter.
401	Unauthorized	Access was denied due to invalid credentials.
404	Not Found	The specified storage component was not found.
405	Method Not Allowed	The specified HTTP method is not allowed for a storage component. Resend using POST.

**Example**

Request example:

```
PATCH https://10.10.24.195:9099/mapi/v1/storage_component/update
```

JSON request:

```
{
  "id": "3fa85f64-1024-4562-b3fc-2c963f66afa6",
  "storageComponentConfig": {
    "label": "Test cloud"
  }
}
```

JSON response:

```
[
  {
    "id": "3fa85f64-1024-4562-b3fc-2c963f66afa6",
    "storageType": "AMAZON_S3",
    "storageComponentConfig": {
      "label": "Test cloud",
      "host": "172.19.54.102",
      "https": false,
      "port": 9000,
      "bucket": "testbucket",
      "region": "us-west-2",
    }
  }
]
```

```

    "authType": null,
    "siteAffiliation": {
      "id": "19546ae2-38dd-4686-b298-b5beb9173e96"
    },
    "useProxy": false,
    "proxyHost": null,
    "proxyPort": null,
    "proxyUserName": null,
    "proxyPassword": null,
    "proxyDomain": null,
    "usePathStyleAlways": true,
    "connectionTimeout": null,
    "socketTimeout": null,
    "connectionTTL": null,
    "maxConnections": null,
    "userAgentPrefix": null,
    "socketSendBufferSizeHint": null,
    "socketRecvBufferSizeHint": null,
    "readOnly": false,
    "state": "ACTIVE"
  }
}
]

```

## Set storage component state

You can set the state of a storage component to either ACTIVE or INACTIVE.

### HTTP request syntax (URI)

```
POST https://host_ip:9099/mapi/v1/storage_component/update_state
```

### Request structure

The request body is shown below:

```

{
  "id": "uuid",
  "storageComponentState": "{ACTIVE|INACTIVE}"
}

```

Parameter	Required	Type	Description
id	Yes	UUID	Enter the ID of the storage component.



Parameter	Required	Type	Description
storageComponent State	Yes	String	Set the storage component state: <ul style="list-style-type: none"> <li>ACTIVE: Available to serve requests.</li> <li>INACTIVE: Not available to serve requests (administrative pause).</li> </ul>

### Response structure

The response body structure is shown below:

```
[
  {
    "id": "uuid",
    "storageType": "",
    "storageComponentConfig": {
      "label": "",
      "host": "",
      "https": ,
      "port": ,
      "bucket": "",
      "region": "",
      "authType": "",
      "siteAffiliation": {
        "id": ""
      },
      "useProxy": ,
      "proxyHost": "",
      "proxyPort": ,
      "proxyUserName": "",
      "proxyPassword": "",
      "proxyDomain": "",
      "usePathStyleAlways": ,
      "connectionTimeout": ,
      "socketTimeout": ,
      "connectionTTL": ,
      "maxConnections": ,
      "userAgentPrefix": "",
      "socketSendBufferSizeHint": ,
      "socketRecvBufferSizeHint": ,
      "readOnly": ,
      "state": "state"
    }
  }
]
```

Parameter	Type	Description
id	UUID	The ID of the storage component.
storageType	String	The type of storage component: <ul style="list-style-type: none"> <li>AMAZON_S3: An Amazon Web Services S3-compatible node</li> <li>HCP_S3: A Hitachi Content Platform node</li> <li>HCPS_S3: An HCP S Series node</li> <li>GENERIC_S3: An S3-compatible node</li> </ul>
storageComponentConfig	List	The following storage component configuration values:
label	String	The name of the storage component.
host	String	The URL of the storage component back-end host domain.
https	Boolean	<code>true</code> for HTTPS connection to back-end system, <code>false</code> for HTTP.
port	32-bit integer	HTTP port to back-end system.
bucket	String	The name of the bucket.
region	String	The S3 region.
authType	String	AWS Signature Version, used for authenticating all interactions with Amazon S3: <ul style="list-style-type: none"> <li>v2</li> <li>v4</li> </ul>
siteAffiliation		The value of <code>id</code> , a UUID representing the storage component or the user.
useProxy	Boolean	If <code>true</code> , a proxy server is defined. If <code>false</code> , a proxy server is not defined.
proxyHost	String	The proxy host, if used; otherwise, <code>null</code> .
proxyPort	32-bit integer	The proxy port number, if used; otherwise, <code>null</code> .
proxyUserName	String	The proxy domain user name, if used; otherwise, <code>null</code> .

Parameter	Type	Description
proxyPassword	String	The proxy domain password, if used; otherwise, <code>null</code> ).
proxyDomain	String	The proxy domain, if used; otherwise, <code>null</code> .
usePathStyleAlways	Boolean	If <code>true</code> , use path-style syntax to send requests to the back-end system; if <code>false</code> , use virtual-hosted style.
connectionTimeout	32-bit integer	The amount of time, in milliseconds, that the HTTP connection waits to establish a connection before timing out.
socketTimeout	32-bit integer	The timeout value for reading from a connected socket.
connectionTTL	64-bit integer	The connection time to live (TTL) for a request.
maxConnections	32-bit integer	The maximum number of open HTTP connections to a storage component.
userAgentPrefix	String	The HTTP user agent prefix header, used in requests to a storage component.
socketSendBufferSizeHint	32-bit integer	The size hint, in bytes, for the low-level TCP send buffer.
socketRecvBufferSizeHint	32-bit integer	The size hint, in bytes, for the low-level TCP receive buffer.
readOnly	Boolean	If <code>true</code> , the storage component is marked as read-only. If <code>false</code> , the storage component is available for reading and writing data.
state	Enum	The state of the storage component, indicating its availability to serve requests: <ul style="list-style-type: none"> <li>▪ <code>ACTIVE</code>: The storage component is ready for requests.</li> <li>▪ <code>INACTIVE</code>: The storage component is on an administrative pause.</li> </ul>

Parameter	Type	Description
		<ul style="list-style-type: none"> <li>INACCESSIBLE: The storage component is not accessible. This can be caused by network, authentication, or certificate errors.</li> <li>UNVERIFIED: The storage component has not been activated or has failed to activate.</li> </ul>

### Return codes

Status code	HTTP name	Description
200	OK	The request was executed successfully.
400	Bad Request	The request is missing a valid storage component or parameter.
401	Unauthorized	Access was denied due to invalid credentials.
404	Not Found	The specified storage component was not found.
405	Method Not Allowed	The specified HTTP method is not allowed for a storage component. Resend using POST.

### Example

Request example:

```
POST https://10.10.24.195:9099/mapi/v1/storage_component/update_state
```

JSON request:

```
{
  "id": "8bff981b-5894-43ce-bd41-5a6f558cc241",
  "storageComponentState": "INACTIVE"
}
```

JSON response:

```
[
  {
    "id": "8bff981b-5894-43ce-bd41-5a6f558cc241",
    "storageType": "GENERIC_S3",
    "storageComponentConfig": {
      "label": null,
      "host": "172.19.54.102",
      "https": false,
      "port": 9000,
      "bucket": "samplebucket",
      "region": "us-west-2",
      "authType": null,
      "siteAffiliation": {
        "id": "19b96ae2-38ef-4686-b298-b5bebe173e96"
      },
      "useProxy": false,
      "proxyHost": null,
      "proxyPort": null,
      "proxyUserName": null,
      "proxyPassword": null,
      "proxyDomain": null,
      "usePathStyleAlways": true,
      "connectionTimeout": null,
      "socketTimeout": null,
      "connectionTTL": null,
      "maxConnections": null,
      "userAgentPrefix": null,
      "socketSendBufferSizeHint": null,
      "socketRecvBufferSizeHint": null,
      "readOnly": false,
      "state": "INACTIVE"
    }
  }
]
```

## Test storage component access

You can test whether a storage component is accessible.

### HTTP request syntax (URI)

```
POST https://host_ip:9099/mapi/v1/storage_component/test
```

**Request structure**

The request body is shown below:

```
{
  "id": "uuid"
}
```

Parameter	Required	Type	Description
id	Yes	UUID	The ID of the storage component.

**Response structure**

The response body is shown below:

```
{
  "id": "uuid",
  "storageType": "type",
  "verified": true|false,
  "httpStatus": nnn,
  "errorCode": "code_text",
  "errorMessage": "error_text",
  "daysUntilCertificateExpiration": nnn,
  "state": "state"
}
```

Parameter	Type	Description
id	UUID	The ID of the storage component.
storageType	String	The type of storage component: <ul style="list-style-type: none"> <li>▪ <code>AMAZON_S3</code>: An Amazon Web Services S3-compatible node</li> <li>▪ <code>HCP_S3</code>: A Hitachi Content Platform node</li> <li>▪ <code>HCPS_S3</code>: An HCP S Series node</li> <li>▪ <code>GENERIC_S3</code>: An S3-compatible node</li> </ul>
verified	Boolean	If <code>true</code> , the storage component is activated. If <code>false</code> , it has not been verified and is awaiting for an administrative action.

Parameter	Type	Description
httpStatus	Integer	The HTTP status code the storage component responded with. If 0, the storage component can't be reached. Otherwise, the code can help explain why it can't be verified.
errorCode	String	Any error codes associated with the storage component; otherwise, null.
errorMessage	String	Any error messages associated with the storage component; otherwise, null.
daysUntilCertificate Expiration	32-bit integer	The number of days left until the current HTTP certificate expires.
state	Enum	The state of the storage component, indicating its availability to serve requests: <ul style="list-style-type: none"> <li>▪ <b>ACTIVE</b>: The storage component is ready for requests.</li> <li>▪ <b>INACTIVE</b>: The storage component is on an administrative pause.</li> <li>▪ <b>INACCESSIBLE</b>: The storage component is not accessible. This can be caused by network, authentication, or certificate errors.</li> <li>▪ <b>UNVERIFIED</b>: The storage component has not been activated or has failed to activate.</li> </ul>

### Return codes

Status code	HTTP name	Description
200	OK	The request was executed successfully.
400	Bad Request	The request is missing a valid storage component ID.
401	Unauthorized	Access was denied due to invalid credentials.
404	Not Found	The specified storage component was not found.

Status code	HTTP name	Description
405	Method Not Allowed	The specified HTTP method is not allowed for a storage component. Resend using POST.

**Example**

Request example:

```
POST https://10.10.24.195:9099/mapi/v1/storage_component/test
```

JSON request:

```
{
  "id": "3fa85f64-1024-4562-b3fc-2c963f66afa6"
}
```

JSON response:

```
{
  "id": "3fa85f64-1024-4562-b3fc-2c963f66afa6",
  "storageType": "AMAZON_S3",
  "verified": true,
  "httpStatus": 200,
  "errorCode": null,
  "errorMessage": null,
  "daysUntilCertificateExpiration": null,
  "state": "ACTIVE"
}
```

## Update storage component configuration

You can update the configuration of a storage component, which overwrites the existing settings. Use the endpoint `/storage_component/list` to check the existing settings or to verify changes. Use the endpoint `PATCH /storage_component/update` to update specific settings.

**HTTP request syntax (URI)**

```
POST https://host_ip:9099/mapi/v1/storage_component/update
```



## Request structure

The request body is shown below:

```
{
  "id": "uuid",
  "storageComponentConfig": {
    "label": "[label]",
    "host": "url",
    "https": {true|false},
    "port": [nnnnn],
    "bucket": "bucket_name",
    "region": "[region_name]",
    "authType": "[V2|V4]",
    "siteAffiliation": {
      "id": "uuid"
    },
  },
  "accessKey": "key",
  "secretKey": "key",
  "useProxy": [true|false],
  "proxyHost": "[host_name]",
  "proxyPort": [nnnnn],
  "proxyUserName": "[user_name]",
  "proxyPassword": "[password]",
  "proxyDomain": "[domain_name]",
  "usePathStyleAlways": [true|false],
  "connectionTimeout": [ms],
  "socketTimeout": [ms],
  "connectionTTL": [ms],
  "maxConnections": [nnnnnnn],
  "userAgentPrefix": "[prefix]",
  "socketSendBufferSizeHint": [nnnnnnnn],
  "socketRecvBufferSizeHint": [nnnnnnnn],
  "readOnly": {true|false}
}
```

Parameter	Required	Type	Description
id	Yes	UUID	The ID of the storage component.
storageComponentConfig	Yes	List	The following storage component configuration values:
label	No	String	The name of the storage component.
host	Yes	String	The URL of the storage component back-end host domain.

Parameter	Required	Type	Description
https	Yes	Boolean	If <code>true</code> , use an HTTPS connection to the back-end system. If <code>false</code> , use an HTTP connection to the back-end system. Default: <code>false</code> .
port	No	Integer	The HTTP port of the back-end system.
bucket	Yes	String	The name of the bucket. The bucket must already exist.
region	No	String	The S3 region. Default: <code>us-west-2</code> .
authType	No	String	The AWS Signature Version for authenticating all interactions with Amazon S3: <ul style="list-style-type: none"> <li>▪ <code>v2</code></li> <li>▪ <code>v4</code></li> </ul>
siteAffiliation	Yes	UUID	For <code>id</code> , the UUID representing the storage component or the user.
accessKey	Yes		The access key of the S3 credentials for access to the bucket.
secretKey	Yes		The secret key of the S3 credentials for access to the bucket.
useProxy	No	Boolean	If <code>true</code> , a proxy server is defined. If <code>false</code> , a proxy server is not defined. If <code>true</code> , then values are required for <code>proxyHost</code> and <code>proxyHost</code> . Default: <code>false</code> .
proxyHost	No	String	The proxy host, if used.
proxyPort	No	Integer	The proxy port number, if used.
proxyUserName	No	String	The proxy domain user name, if used.
proxyPassword	No	String	The proxy domain password, if used.
proxyDomain	No	String	The proxy domain. This is not supported.

Parameter	Required	Type	Description
usePathStyleAlways	No	Boolean	If <code>true</code> , use path-style syntax to send requests to the back-end system. If <code>false</code> , use virtual-hosted style. Default: <code>true</code> .
connectionTimeout	No	32-bit integer	The amount of time, in milliseconds, that the HTTP connection waits to establish a connection before timing out.
socketTimeout	No	32-bit integer	The timeout value for reading from a connected socket.
connectionTTL	No	64-bit integer	The connection time to live (TTL) for a request.
maxConnections	No	32-bit integer	The maximum number of open HTTP connections to a storage component.
userAgentPrefix	No	String	The HTTP user agent prefix header, used in requests to a storage component.
socketSendBufferSizeHint	No	32-bit integer	The size hint, in bytes, for the low-level TCP send buffer. If specified, you must also specify <code>socketRecvBufferSizeHint</code> .
socketRecvBufferSizeHint	No	32-bit integer	The size hint, in bytes, for the low-level TCP receive buffer. If specified, you must also specify <code>socketSendBufferSizeHint</code> .
readOnly	No	Boolean	If <code>true</code> , objects can be read and deleted but write operations aren't allowed. If <code>false</code> , write operations are allowed.

### Response structure

The response returns the same parameters as the request with one addition. The response body structure is shown below:

```
[
  {
    "id": "",
    "storageType": "",
    "storageComponentConfig": {
```

```

"label": "",
"host": "",
"https": ,
"port": ,
"bucket": "",
"region": "",
"authType": "",
"siteAffiliation": {
  "id": ""
},
"useProxy": ,
"proxyHost": "",
"proxyPort": ,
"proxyUserName": "",
"proxyPassword": "",
"proxyDomain": "",
"usePathStyleAlways": ,
"connectionTimeout": ,
"socketTimeout": ,
"connectionTTL": ,
"maxConnections": ,
"userAgentPrefix": "",
"socketSendBufferSizeHint": ,
"socketRecvBufferSizeHint": ,
"readOnly": true|false,
"state": "state"
}
}
]

```

Parameter	Type	Description
state	Enum	<p>The state of the storage component, indicating its availability to serve requests:</p> <ul style="list-style-type: none"> <li>▪ <b>ACTIVE</b>: The storage component is ready for requests.</li> <li>▪ <b>INACTIVE</b>: The storage component is on an administrative pause.</li> <li>▪ <b>INACCESSIBLE</b>: The storage component is not accessible. This can be caused by network, authentication, or certificate errors.</li> <li>▪ <b>UNVERIFIED</b>: The storage component has not been activated or has failed to activate.</li> </ul>

**Return codes**

Status code	HTTP name	Description
200	OK	The request was executed successfully.
400	Bad Request	The request is missing a valid storage component or parameter.
401	Unauthorized	Access was denied due to invalid credentials.
405	Method Not Allowed	The specified HTTP method is not allowed for a storage component. Resend using POST.

**Example**

Request example:

```
POST https://10.10.24.195:9099/mapi/v1/storage_component/update
```

JSON request:

```
{
  "storageType": "AMAZON_S3",
  "storageComponentConfig": {
    "label": "Cloud AWS Bucket",
    "host": "172.19.54.102",
    "https": false,
    "port": 9000,
    "bucket": "testbucket",
    "region": "us-west-2",
    "authType": "V2",
    "siteAffiliation": {
      "id": "3fa85f64-1024-4562-bffc-2c963f66afa6"
    },
  },
  "useProxy": false,
  "proxyHost": ,
  "proxyPort": ,
  "proxyUserName": ,
  "proxyPassword": ,
  "proxyDomain": ,
  "usePathStyleAlways": true,
  "connectionTimeout": ,
  "socketTimeout": ,
  "connectionTTL": ,
}
```

```

    "maxConnections": ,
    "userAgentPrefix": ,
    "socketSendBufferSizeHint": ,
    "socketRecvBufferSizeHint": ,
    "readOnly":
  }
}

```

JSON response:

```

[
  {
    "id": "3fa85f64-1024-4562-b3fc-2c963f66afa6",
    "storageType": "AMAZON_S3",
    "storageComponentConfig": {
      "label": "Cloud AWS Bucket",
      "host": "URL of an existing storage component backend",
      "https": false,
      "port": 0,
      "bucket": "string",
      "region": "string",
      "authType": "V2",
      "siteAffiliation": {
        "id": "3fa85f64-1024-4562-b3fc-2c963f66afa6"
      },
      "useProxy": true,
      "proxyHost": "string",
      "proxyPort": 0,
      "proxyUserName": "string",
      "proxyPassword": "string",
      "proxyDomain": "string",
      "usePathStyleAlways": true,
      "connectionTimeout": 0,
      "socketTimeout": 0,
      "connectionTTL": 0,
      "maxConnections": 0,
      "userAgentPrefix": "string",
      "socketSendBufferSizeHint": 0,
      "socketRecvBufferSizeHint": 0,
      "readOnly": false,
      "state": "ACTIVE"
    }
  }
]

```

---

## Chapter 3: Administrative management resources

This module describes the administrative management resources.

### Get serial number

You can retrieve the current serial number of your HCP for cloud scale system.

#### HTTP request syntax (URI)

```
POST https://host_ip:9099/mapi/v1/serial_number/get
```

#### Request structure

Not applicable.

#### Response structure

The response body is shown below:

```
{  
  "value": "serial_number"  
}
```

Parameter	Type	Description
value	String	The serial number of your HCP for cloud scale system.

#### Return codes

Status code	HTTP name	Description
200	OK	The request was executed successfully.

Status code	HTTP name	Description
401	Unauthorized	Access was denied due to invalid credentials.
405	Method Not Allowed	The specified HTTP method is not allowed for administrative data. Resend using POST.

**Example**

Request example:

```
POST https://10.10.24.195:9099/mapi/v1/serial_number/get
```

JSON response:

```
{
  "value": "SerialNumber48692"
}
```

## Get system events

You can retrieve the 100 most recent system events.

**HTTP request syntax (URI)**

```
POST https://host_ip:9099/mapi/v1/system/info
```

**Request structure**

Not applicable.

**Response structure**

The response body is shown below:

```
{
  "events": [
    {
      "severity": "INFO|WARNING|SEVERE",
      "subject": "event_subject",
      "message": "event_message",
      "subsystem": "event_subsystem",
      "timestamp": date_time
    },
    .
  ]
}
```



```

    .
    .
  ]
}

```

Parameter	Type	Description
severity	String	The severity of the event: <ul style="list-style-type: none"> <li>INFO</li> <li>WARNING</li> <li>SEVERE</li> </ul>
subject	String	Summary of the event.
message	String	Details about the event.
subsystem	String	The event category (for example, User, Bucket, or S3 settings).
timestamp	64-bit integer	The date and time, in milliseconds since 1 January 1970 GMT, when the event was generated.

### Return codes

Status code	HTTP name	Description
200	OK	The request was executed successfully.
401	Unauthorized	Access was denied due to invalid credentials.
405	Method Not Allowed	The specified HTTP method is not allowed for administrative data. Resend using POST.

### Example

Request example:

```
POST https://10.10.24.195:9099/mapi/v1/system/info
```

JSON response:

```
{
  "events": [
    {
      "severity": "INFO",
      "subject": "User admin@company.com authenticated",
      "message": "User admin@company.com with Id d3c01db4-ac18-4d90-a321-899bb210baf7 authenticated successfully to the Administration App.",
      "subsystem": "User",
      "timestamp": 1559547959735
    },
    {
      "severity": "INFO",
      "subject": "Unexpectedly failed authentication request by user admin@company.com",
      "message": "An authentication request unexpectedly failed for username admin@company.com.",
      "subsystem": "User",
      "timestamp": 1559547646844
    }
  ]
}
```

## Refresh client certificates

If your system uses the HTTPS protocol and you change an SSL certificate, you need to refresh the certificates on storage components.

### HTTP request syntax (URI)

```
POST https://host_ip:9099/mapi/v1/certificates/refresh
```

### Request structure

Not applicable.

### Response structure

Not applicable.

### Return codes

Status code	HTTP name	Description
200	OK	The request was executed successfully.

Status code	HTTP name	Description
401	Unauthorized	Access was denied due to invalid credentials.
405	Method Not Allowed	The specified HTTP method is not allowed for administrative data. Resend using POST.

### Example

Request example:

```
POST https://10.10.24.195:9099/mapi/v1/certificates/refresh
```

## Set serial number

You can set the serial number of your HCP for cloud scale system. A valid serial number is required for the system to function.

### HTTP request syntax (URI)

```
POST https://host_ip:9099/mapi/v1/serial_number/set
```

### Request structure

The request body is shown below:

```
{
  "value": "serial_number"
}
```

Parameter	Required	Type	Description
value	Yes	String	The serial number of your HCP for cloud scale system.

### Response structure

The response returns the same parameter as the request.

**Return codes**

Status code	HTTP name	Description
200	OK	The request was executed successfully.
401	Unauthorized	Access was denied due to invalid credentials.
405	Method Not Allowed	The specified HTTP method is not allowed for administrative data. Resend using POST.

**Example**

Request example:

```
POST https://10.10.24.195:9099/mapi/v1/serial_number/set
```

JSON request:

```
{  
  "value": "SerialNumber48692"  
}
```

JSON response:

```
{  
  "value": "SerialNumber48692"  
}
```

---

## Chapter 4: User management resources

This module describes the user management resources.

### Generate S3 user credentials

You can generate new S3 user credentials for access to the bucket. This endpoint returns a new `secretKey`-`accessKey` pair corresponding to the user associated with the OAuth token that was submitted. The creation of a new key pair invalidates any previous key pairs for the user. A user account cannot generate S3 credentials associated with a different user account.

#### HTTP request syntax (URI)

```
POST https://host_ip:9099/mapi/v1/s3/user/generate_credentials
```

#### Request structure

Not applicable.

#### Response structure

The response body is shown below:

```
{
  "id": {
    "id": "uuid"
  },
  "secretKey": "key",
  "accessKey": "key"
}
```

Parameter	Type	Description
id	UUID	The ID of the user.
secretKey	String	The secret key of the S3 credentials to access the bucket.
accessKey	String	The access key of the S3 credentials to access the bucket.

**Return codes**

Status code	HTTP name	Description
200	OK	The request was executed successfully.
401	Unauthorized	Access was denied due to invalid credentials.
405	Method Not Allowed	The specified HTTP method is not allowed for user data. Resend using POST.

**Example**

Request example:

```
POST https://10.10.24.195:9099/mapi/v1/s3/user/generate_credentials
```

JSON response:

```
{
  "id": {
    "id": "edded8d-99f1-43f4-88fa-0cd9032ef7bd"
  },
  "secretKey": "bff...",
  "accessKey": "TSP18Pop..."
}
```

**List users**

You can retrieve a list of all users of the HCP for cloud scale system by user ID and display name. You can also filter the list to retrieve a subset.

**HTTP request syntax (URI)**

```
POST https://host_ip:9099/mapi/v1/user/list
```

**Request structure**

The request body is shown below:

```
{
  "count": [nnnn],
  "startingFrom": ["uuid"],
  "nameFilter": ["match_string"]
}
```

Parameter	Required	Type	Description
count	No	Integer	Enter the number of users to return. Up to 1000 users; default: 1000.
startingFrom	No	UUID	Enter the UUID to start from. Leave blank to start from the beginning of the list.
nameFilter	No	String	Enter a string used to filter the list to return only names that start with this string.

### Response structure

The response body structure is shown below:

```
[
  {
    "displayName": "",
    "id": ""
  }
  .
  .
  .
]
```

Parameter	Type	Description
displayName	String	The display name of the user.
id	UUID	The ID of the user.

### Return codes

Status code	HTTP name	Description
200	OK	The request was executed successfully.
401	Unauthorized	Access was denied due to invalid credentials.
405	Method Not Allowed	The specified HTTP method is not allowed for user data. Resend using POST.

**Example**

Request example:

```
POST https://10.10.24.195:9099/mapi/v1/user/list
```

JSON request:

```
{
  "count": 1,
  "startingFrom": "3fa85f64-0810-1954-b3fc-2c963f66afa6",
  "nameFilter": ""
}
```

JSON response:

```
[
  {
    "displayName": "Zhang.Guo-Ming@company.com",
    "id": "3fa85f64-0810-1954-b3fc-2c963f66afa6"
  }
]
```

## List user buckets

You can retrieve a list of buckets owned by users of the HCP for cloud scale system by user ID and bucket name. You can also filter the list to retrieve a subset.

**HTTP request syntax (URI)**

```
POST https://host_ip:9099/mapi/v1/user/list_buckets
```

**Request structure**

The request body is shown below:

```
{
  "id": "uuid",
  "count": [nnnn],
  "startingAfter": ["string"]
}
```

Parameter	Required	Type	Description
id	Yes	UUID	The ID of the user.



Parameter	Required	Type	Description
count	No	Integer	Enter the number of buckets to return. Up to 1000 buckets; default: 1000.
startingAfter	No	String	Enter the bucket name to start after. Leave blank to start from the beginning of the list. Use this parameter to retrieve bucket lists in groups.

### Response structure



**Note:** If the user ID provided does not exist, the response is an empty list.

The response body structure is shown below:

```
[
  {
    "bucketId": "",
    "bucketName": ""
  },
  .
  .
  .
]
```

Parameter	Type	Description
bucketId	UUID	The UUID of the bucket.
bucketName	String	The display name of the bucket.

### Return codes

Status code	HTTP name	Description
200	OK	The request was executed successfully.
400	Bad Request	The request is missing a valid parameter.

Status code	HTTP name	Description
401	Unauthorized	Access was denied due to invalid credentials.
405	Method Not Allowed	The specified HTTP method is not allowed for user data. Resend using POST.

### Example

Request example:

```
POST https://10.10.24.195:9099/mapi/v1/user/list_buckets
```

JSON request:

```
{
  "id": "3fa85f64-0810-1954-b3fc-2c963f66afa6",
  "count": 1,
  "startingAfter": "September"
}
```

JSON response:

```
[
  {
    "bucketId": "9b805cee-56aa-42a7-b89e-9087d6ade984",
    "bucketName": "October"
  }
]
```

## Revoke OAuth user tokens

You can revoke OAuth tokens belonging to a specific user. You can use the endpoint `/user/list` to look up the ID of the user whose tokens you want to revoke.

### HTTP request syntax (URI)

```
POST https://host_ip:9099/mapi/v1/user/revoke_tokens
```

**Request structure**

The request body is shown below:

```
{
  "id": "uuid"
}
```

Parameter	Required	Type	Description
id	Yes	UUID	The UUID of the user whose OAuth credentials you are revoking.

**Response structure**

Not applicable.

**Return codes**

Status code	HTTP name	Description
200	OK	The request was executed successfully.
400	Bad Request	Invalid user ID.
401	Unauthorized	Access was denied due to invalid credentials.
404	Not Found	The user ID was not found.
405	Method Not Allowed	The specified HTTP method is not allowed for user data. Resend using POST.

**Example**

Request example:

```
POST https://10.10.24.195:9099/mapi/v1/user/revoke_tokens
```

JSON request:

```
{
  "id": "3fa85f64-1024-1954-b3fc-2c963f66afa6"
}
```

## Revoke S3 user credentials

You can revoke all S3 credentials belonging to a specific user. Users can revoke their own S3 credentials. Users with appropriate permissions can revoke other users' S3 credentials. You can use the endpoint `/user/list` to look up the ID of the user whose credentials you want to revoke.

### HTTP request syntax (URI)

```
POST https://host_ip:9099/mapi/v1/user/revoke_credentials
```

### Request structure

The request body is shown below:

```
{
  "id": "uuid"
}
```

Parameter	Required	Type	Description
id	Yes	UUID	The UUID of the user whose S3 credentials you are revoking.

### Response structure

The response body is shown below:

```
{
  "id": {
    "id": "uuid"
  },
  "secretKey": "key",
  "accessKey": "key"
}
```

Parameter	Type	Description
id	UUID	The ID of the user.
secretKey	String	The secret key of the S3 credentials.
accessKey	String	The access key of the S3 credentials.

**Return codes**

Status code	HTTP name	Description
200	OK	The request was executed successfully.
400	Bad Request	Invalid user ID.
401	Unauthorized	Access was denied due to invalid credentials.
404	Not Found	The user ID was not found.
405	Method Not Allowed	The specified HTTP method is not allowed for user data. Resend using POST.

**Example**

Request example:

```
POST https://10.10.24.195:9099/mapi/v1/user/revoke_credentials
```

JSON request:

```
{
  "id": "3fa85f64-1024-1954-b3fc-2c963f66afa6"
}
```

JSON response:

```
{
  "id": {
    "id": "3fa85f64-1024-1954-b3fc-2c963f66afa6"
  },
  "secretKey": "bff...",
  "accessKey": "TSP18Pop..."
}
```

---

## Chapter 5: Public resources

This module describes the public resources.

### Get service port

You can retrieve the external port used by an HCP for cloud scale service. You don't need an OAuth token to use this endpoint.

#### HTTP request syntax (URI)

```
POST https://host_ip:9099/mapi/v1/public/discovery/get_service_port
```

#### Request structure

The request body is shown below:

```
{
  "portType": "type"
}
```

Parameter	Required	Type	Description
portType	Yes	String	The type of service: <ul style="list-style-type: none"><li>ADMIN_APP: System Management application.</li><li>JAEGGER_QUERY: Tracing service.</li><li>MAPI: Management APIs.</li><li>PROMETHEUS: Metrics service.</li></ul>

#### Response structure

The response body is shown below:

```
{
  "portType": "type",
  "portNumber": nnnnn
}
```

Parameter	Type	Description
portNumber	Integer	The HTTP port of service.

### Return codes

Status code	HTTP name	Description
200	OK	The request was executed successfully.
401	Unauthorized	Access was denied due to invalid credentials.
405	Method Not Allowed	The specified HTTP method is not allowed for public data. Resend using POST.

### Example

Request example:

```
POST https://10.10.24.195:9099/mapi/v1/discovery/get_service_port
```

JSON request:

```
{
  "portType": "ADMIN_APP"
}
```

JSON response:

```
{
  "portType": "ADMIN_APP",
  "portNumber": 8000
}
```

**Hitachi Vantara**



Corporate Headquarters  
2535 Augustine Drive  
Santa Clara, CA 95054 USA  
[HitachiVantara.com](http://HitachiVantara.com) | [community.HitachiVantara.com](http://community.HitachiVantara.com)

Contact Information  
USA: 1-800-446-0744  
Global: 1-858-547-4526  
[HitachiVantara.com/contact](http://HitachiVantara.com/contact)