

Hitachi Ops Center Common Services

10.8.0

REST API Reference Guide

This manual provides information for how to use the REST API of Hitachi Ops Center Common Services.

© 2020, 2021 Hitachi, Ltd. All rights reserved.

No part of this publication may be reproduced or transmitted in any form or by any means, electronic or mechanical, including copying and recording, or stored in a database or retrieval system for commercial purposes without the express written permission of Hitachi, Ltd., or Hitachi Vantara LLC (collectively "Hitachi"). Licensee may make copies of the Materials provided that any such copy is: (i) created as an essential step in utilization of the Software as licensed and is used in no other manner; or (ii) used for archival purposes. Licensee may not make any other copies of the Materials. "Materials" mean text, data, photographs, graphics, audio, video and documents.

Hitachi reserves the right to make changes to this Material at any time without notice and assumes no responsibility for its use. The Materials contain the most current information available at the time of publication.

Some of the features described in the Materials might not be currently available. Refer to the most recent product announcement for information about feature and product availability, or contact Hitachi Vantara LLC at <https://support.hitachivantara.com/en-us/contact-us.html>.

Notice: Hitachi products and services can be ordered only under the terms and conditions of the applicable Hitachi agreements. The use of Hitachi products is governed by the terms of your agreements with Hitachi Vantara LLC.

By using this software, you agree that you are responsible for:

1. Acquiring the relevant consents as may be required under local privacy laws or otherwise from authorized employees and other individuals; and
2. Verifying that your data continues to be held, retrieved, deleted, or otherwise processed in accordance with relevant laws.

Notice on Export Controls. The technical data and technology inherent in this Document may be subject to U.S. export control laws, including the U.S. Export Administration Act and its associated regulations, and may be subject to export or import regulations in other countries. Reader agrees to comply strictly with all such regulations and acknowledges that Reader has the responsibility to obtain licenses to export, re-export, or import the Document and any Compliant Products.

Hitachi and Lumada are trademarks or registered trademarks of Hitachi, Ltd., in the United States and other countries.

AI/AS/400e, DB2, Domino, DS6000, DS8000, Enterprise Storage Server, eServer, FICON, FlashCopy, GDPS, HyperSwap, IBM, Lotus, MVS, OS/390, PowerHA, PowerPC, RS/6000, S/390, System z9, System z10, Tivoli, z/OS, z9, z10, z13, z14, z/VM, and z/VSE are registered trademarks or trademarks of International Business Machines Corporation.

Active Directory, ActiveX, Bing, Excel, Hyper-V, Internet Explorer, the Internet Explorer logo, Microsoft, the Microsoft Corporate Logo, MS-DOS, Outlook, PowerPoint, SharePoint, Silverlight, SmartScreen, SQL Server, Visual Basic, Visual C++, Visual Studio, Windows, the Windows logo, Windows Azure, Windows PowerShell, Windows Server, the Windows start button, and Windows Vista are registered trademarks or trademarks of Microsoft Corporation. Microsoft product screen shots are reprinted with permission from Microsoft Corporation.

All other trademarks, service marks, and company names in this document or website are properties of their respective owners.

Copyright and license information for third-party and open source software used in Hitachi Vantara products can be found at <https://www.hitachivantara.com/en-us/company/legal.html>.

Contents

Preface.....	6
Intended audience.....	6
Product version.....	6
Release notes.....	6
Referenced documents.....	6
Document conventions.....	7
Accessing product documentation.....	8
Getting help.....	8
Comments.....	8
Chapter 1: Overview of the Common Services REST API.....	9
Specifying resources.....	9
Using a session to perform authentication.....	9
Response headers.....	10
Status codes.....	10
Request and response formats.....	11
Response when an error occurs.....	12
Chapter 2: REST API of Common Services.....	13
Getting access tokens.....	13
Getting an access token.....	13
Getting information about users who obtained an access token.....	14
Managing external authentication.....	16
Performing connection and authentication tests for the Active Directory server.....	16
Getting a list of Active Directory or LDAP servers.....	19
Getting information about a specific Active Directory or LDAP server.....	23
Getting a list of realms for Kerberos authentication.....	28
Getting information about a specific realm for Kerberos authentication.....	29
Getting Kerberos authentication connection information.....	30
Checking the number of users to be imported from LDAP servers.....	31
Managing identity providers.....	34
Getting a list of identity providers.....	34
Getting information about a specific identity provider.....	39
Managing users.....	45

Getting a list of users.....	45
Getting information about a specific user.....	48
Getting a list of the user groups to which a specific user belongs.....	50
Registering a user.....	52
Adding a user to a user group.....	54
Updating the registered information for a user.....	55
Resetting a user's password.....	57
Deleting a user from a user group.....	58
Deleting a user.....	60
Managing the password policy.....	61
Getting the password policy.....	61
Updating the password policy.....	62
Managing user groups.....	64
Getting a list of user groups.....	64
Getting information about a specific user group.....	67
Getting a list of users who belong to a specific user group.....	69
Getting a list of roles that can be assigned to a specific user group.....	70
Getting a list of roles assigned to a specific user group.....	72
Registering a user group.....	74
Assigning a role to a user group.....	75
Updating the registered information for a user group.....	76
Deleting the role assigned to a user group.....	78
Deleting a user group.....	79
Managing linked products.....	80
Getting a list of products linked with Common Services.....	80
Getting information about a specific product linked with Common Services.....	83
Getting license information for a specific product linked with Common Services.....	86
Getting status information for a specific product linked with Common Services.....	87
Getting version information for a specific product linked with Common Services.....	89
Managing data centers.....	90
Getting a list of data centers.....	90
Getting information about a specific data center.....	92
Getting a list of products registered in a specific data center.....	93
Registering a data center.....	96
Updating the registered information for a data center.....	98
Registering a product linked with Common Services in a data center.....	99
Deleting a product linked with Common Services from a data center.....	101
Deleting a data center.....	102

Managing the Common Services system information.....	103
Getting the Common Services version information.....	103

Preface

This manual describes how to use the REST API of Hitachi Ops Center Common Services.

Intended audience

This manual is intended for system administrators who use the REST (representational state transfer) API to operate the management functions of Hitachi Ops Center Common Services.

System administrators must have:

- A basic knowledge of the concepts, terms, and functions of Hitachi Ops Center products
- Knowledge of using the REST API to create a program

Product version

This document revision applies to Hitachi Ops Center version 10.8.0.

Release notes

Read the release notes before installing and using this product. They may contain requirements or restrictions that are not fully described in this document or updates or corrections to this document. Release notes are available on the Hitachi Vantara Support Website: <https://knowledge.hitachivantara.com/Documents>.

Referenced documents

The following documents are referenced in this document or contain more information about the features described in this document.

Hitachi Vantara documents

- *Hitachi Ops Center Installation and Configuration Guide*, MK-99OPS001





Hitachi Vantara Support Connect, <https://knowledge.hitachivantara.com/Documents>

Document conventions

This document uses the following typographic conventions:

Convention	Description
Bold	<ul style="list-style-type: none"> Indicates text in a window, including window titles, menus, menu options, buttons, fields, and labels. Example: Click OK. Indicates emphasized words in list items.
<i>Italic</i>	<ul style="list-style-type: none"> Indicates a document title or emphasized words in text. Indicates a variable, which is a placeholder for actual text provided by the user or for output by the system. Example: <code>pairedisplay -g group</code> <p>(For exceptions to this convention for variables, see the entry for angle brackets.)</p>
Monospace	Indicates text that is displayed on screen or entered by the user. Example: <code>pairedisplay -g oradb</code>
< > angle brackets	<p>Indicates variables in the following scenarios:</p> <ul style="list-style-type: none"> Variables are not clearly separated from the surrounding text or from other variables. Example: <code>Status-<report-name><file-version>.csv</code> Variables in headings.
[] square brackets	Indicates optional values. Example: [a b] indicates that you can choose a, b, or nothing.
{ } braces	Indicates required or expected values. Example: { a b } indicates that you must choose either a or b.
vertical bar	<p>Indicates that you have a choice between two or more options or arguments. Examples:</p> <p>[a b] indicates that you can choose a, b, or nothing.</p> <p>{ a b } indicates that you must choose either a or b.</p>

This document uses the following icons to draw attention to information:

Icon	Label	Description
	Note	Calls attention to important or additional information.
	Tip	Provides helpful information, guidelines, or suggestions for performing tasks more effectively.
	Caution	Warns the user of adverse conditions and/or consequences (for example, disruptive operations, data loss, or a system crash).
	WARNING	Warns the user of a hazardous situation which, if not avoided, could result in death or serious injury.

Accessing product documentation

Product user documentation is available on the Hitachi Vantara Support Website: <https://knowledge.hitachivantara.com/Documents>. Check this site for the most current documentation, including important updates that may have been made after the release of the product.

Getting help

The [Hitachi Vantara Support Website](https://support.hitachivantara.com/en_us/contact-us.html) is the destination for technical support of products and solutions sold by Hitachi Vantara. To contact technical support, log on to the Hitachi Vantara Support Website for contact information: https://support.hitachivantara.com/en_us/contact-us.html.

[Hitachi Vantara Community](https://community.hitachivantara.com) is a global online community for Hitachi Vantara customers, partners, independent software vendors, employees, and prospects. It is the destination to get answers, discover insights, and make connections. **Join the conversation today!** Go to community.hitachivantara.com, register, and complete your profile.

Comments

Please send us your comments on this document to doc.comments@hitachivantara.com. Include the document title and number, including the revision level (for example, -07), and refer to specific sections and paragraphs whenever possible. All comments become the property of Hitachi Vantara LLC.

Thank you!

Chapter 1: Overview of the Common Services REST API

The following provides an overview and common specifications of the Common Services REST API.

Specifying resources

In the REST API, the target resource is specified as a URL. In Common Services, the target resource is specified as a continuation of the following base URL:

```
https://host-name-or-IP-address:port-number/portal
```

Specify the host name or IP address of a host that can access Common Services.

For the port number, specify the port number used for Common Services. The default port number is 443.



Note: The Common Services REST API does not support Cross-Origin Resource Sharing (CORS).

Using a session to perform authentication

To run a Common Services REST API request or a request from a REST API provided by a product linking with Common Services, you must first acquire an access token to use the Common Services user authentication. An access token is authentication information that is returned when a session is generated. This authentication information determines whether a request is issued from an authenticated user.

The operational flow for running a REST API request is as follows:

1. Run the Common Services REST API request to acquire an access token.
2. In the Authorization header of the request header, specify the access token in the following format, and run a Common Services REST API request or a request from a REST API provided by another product.

```
Authorization: Bearer access-token
```

Example of specifying an Authorization header:

```
Authorization: Bearer eyJhbxxx
```

**Note:**

- The validity period of an access token expires five minutes after the last time Common Services was accessed.
- An identify provider user cannot obtain an access token, so they cannot execute a Common Services REST API request.

Response headers

This section describes the response headers returned by the REST API server.

Header	Description	Default
Content-Type	Indicates the media type of the response data.	<code>application/json;</code> <code>charset=UTF-8</code>
Content-Length	Indicates the size of the response data. If the size of the response data is large, instead of this header, <code>Transfer-Encoding: chunked</code> is returned, indicating that the response data has been divided and then transferred.	None
Transfer-Encoding	Indicates the encoding format used when the response data was transferred. When a large amount of response data is divided and then transferred, <code>chunked</code> is returned.	None
Location	When an object is registered, this header indicates the URL of the registered object.	None

Status codes

The REST API uses the following standard HTTP status codes to indicate the processing results.

HTTP status codes	Description
200	Success This indicates that the request was properly processed.
201	Created This indicates that the request was properly processed and a new resource was successfully created.
204	No content This indicates that the request was accepted but there was no information to return.
400	Bad request This indicates that the specification of the request header, the query parameters, or the request body was invalid.
401	Unauthorized This indicates that the request header did not include the Authorization header or that authentication by using the information specified in the Authorization header failed.
403	Forbidden This indicates that you do not have permission to perform the operation.
404	Not found This indicates that the resource specified in the URL could not be found or that you do not have permission to read the resource.
409	Conflict This indicates that the request could not be completed because of a conflict with the current state of the resource.
500	Unexpected error This indicates that an unexpected error occurred.

Request and response formats

Use the JSON format to specify attribute values when creating or changing a resource. Also, use the JSON format for the results of resource information acquisition.

When creating or adding a resource by using the POST method, or when changing or editing a resource by using the PUT method, specify resource attributes in JSON format. The supported character encoding is UTF-8.

When you use the GET method to collect resource information, responses are returned in JSON format. For API requests that get a list of resources, the response body is an array.

Response when an error occurs

If the processing of a request is not successful, the following error information is returned as a response.

Attribute	Type	Description
errorMessage	string	Error message
additionalInfo	string	Additional information about the error message

Output example

```
{
  "errorMessage" : "KAOP20012-E Not Found.",
  "additionalInfo" : "{\"error\":\"Could not find group by id\"}"
}
```

Chapter 2: REST API of Common Services

The following describes the API provided by Common Services.

Getting access tokens

The following describes the API requests for getting an access token to use for REST API authentication.

Getting an access token

You can get an access token to use for REST API authentication.

If you are an identity provider user, you cannot use this API to obtain an access token.

Execution permission

None.

Request line

```
POST base-URL/auth/v1/providers/builtin/token
```

Request message

Object ID

None.

Query parameters

None.

Body

```
{
  "username" : "TestUser",
  "password" : "password"
}
```

Attribute	Type	Description
username	string	(Required) Username of the user who wants to acquire an access token
password	string	(Required) Password of the user who wants to acquire an access token

Response message**Body**

```
{
  "access_token" : "access token",
  "expires_in" : 300,
  "token_type" : "bearer"
}
```

Attribute	Type	Description
access_token	string	Character string that serves as the access token
expires_in	int	Period of validity (in seconds) of the access token
token_type	string	Access token type A fixed string (<code>bearer</code>) is returned.

Coding example

```
curl -v -X POST -H "Content-Type:application/json" -s "https://
example.com:443/portal/auth/v1/providers/builtin/token" -d @./request.json
```



Tip: Because this request uses SSL communication, you must either run the `curl` command with the root certificate of the Common Services server certificate specified for the `--cacert` option, or run the command with the `-k` option specified. (The `-k` option runs the command by ignoring SSL errors.)

Getting information about users who obtained an access token

The following request gets information about users who obtained an access token.

Execution permission

None.

Request line

```
GET base-URL/auth/v1/providers/builtin/userinfo
```

Request message**Object ID**

None.

Query parameters

None.

Body

None.

Response message**Body**

```
{
  "sub": "63583645-fc6f-416d-94a1-1e0719247f4d",
  "name": "john smith",
  "given_name": "john",
  "family_name": "smith",
  "preferred_username": "john_smith",
  "email": "john_smith@example.com",
  "email_verified": false,
  "https://opscenter/user_groups": [
    "92d2677b-a3a2-4643-a908-49ade439e0d4"
  ],
  "https://opscenter/user_is_enabled": true,
  "https://opscenter/roles": [
    "opscenter-user",
    "offline_access",
    "uma_authorization"
  ]
}
```

Attribute	Type	Description
sub	string	Object ID of the user
name	string	Full name of the user
given_name	string	First name of the user

Attribute	Type	Description
family_name	string	Last name of the user
preferred_username	string	Username
email	string	Email address
email_verified	boolean	Whether or not the email address is verified <ul style="list-style-type: none"> ▪ <code>true</code>: Verified ▪ <code>false</code>: Not verified
https://opscenter/user_groups	string[]	ID of the user group that the user belongs to
https://opscenter/user_is_enabled	boolean	Whether the user account is enabled <ul style="list-style-type: none"> ▪ <code>true</code>: The user account is enabled. ▪ <code>false</code>: The user account is disabled.
https://opscenter/roles	string[]	ID of the role that was assigned to the user

Coding example

```
curl -v -X GET -s "https://example.com:443/portal/auth/v1/providers/builtin/userinfo" -H "Authorization:Bearer eyJhbxxx"
```



Tip: Because this request uses SSL communication, you must either run the `curl` command with the root certificate of the Common Services server certificate specified for the `--cacert` option, or run the command with the `-k` option specified. (The `-k` option runs the command by ignoring SSL errors.)

Managing external authentication

The following describes the API requests for managing external authentication.

Performing connection and authentication tests for the Active Directory server

The following request performs connection and authentication tests for the Active Directory server.

Execution permission

You must be a system administrator or a security administrator.

Request line

```
POST base-URL/security/v1/external-user-storage-test-connection
```

Request message

Object ID

None.

Query parameters

None.

Body

To perform only a connection test:

```
{
  "action": "testConnection",
  "connectionUrl": "ldaps://example.com"
}
```

To perform both a connection test and an authentication test:

```
{
  "action": "testAuthentication",
  "connectionUrl": "ldaps://example.com",
  "bindDn": "admin@example.com",
  "bindCredential": "password"
}
```

Attribute	Type	Description
action	string	(Required) Type of test

Attribute	Type	Description
		<p>Specify either of the following:</p> <ul style="list-style-type: none"> ▪ <code>testConnection</code>: Specify this attribute to test whether the connection destination specified by the <code>connectionUrl</code> attribute is accessible. ▪ <code>testAuthentication</code>: Specify this attribute to test whether the connection destination specified by the <code>connectionUrl</code> attribute is accessible and whether authentication can be performed by using the authentication information specified by the <code>bindDn</code> and <code>bindCredential</code> attributes.
<code>connectionUrl</code>	string	<p>(Required) URL of the connection-destination Active Directory server</p> <p>Specify a URL that starts with <code>ldaps://</code> or <code>ldap://</code>.</p>
<code>bindDn</code>	string	<p>(Optional) Bind DN</p> <p>If you specified <code>testAuthentication</code> for the <code>action</code> attribute, you must specify this attribute.</p>
<code>bindCredential</code>	string	<p>(Optional) Password for the bind DN</p> <p>If you specified <code>testAuthentication</code> is specified for the <code>action</code> attribute, you must specify this attribute.</p>

Response message**Body**

None.

Coding example

```
curl -v -X POST -H "Content-Type:application/json" -s "https://
example.com:443/portal/security/v1/external-user-storage-test-connection" -
d @./request.json -H "Authorization:Bearer eyJhbxxx"
```



Tip: Because this request uses SSL communication, you must either run the `curl` command with the root certificate of the Common Services server certificate specified for the `--cacert` option, or run the command with the `-k` option specified. (The `-k` option runs the command by ignoring SSL errors.)

Getting a list of Active Directory or LDAP servers

The following request gets a list of Active Directory or LDAP servers registered in Common Services.

Execution permission

You must be a system administrator or a security administrator.

Request line

```
GET base-URL/security/v1/external-user-storage
```

Request message

Object ID

None.

Query parameters

None.

Body

None.

Response message

Body

For Active Directory servers

```
[
  {
    "id": "1022c8b2-934e-4097-8112-64b0274a3653",
    "name": "ldap-srv2",
    "priority": 1,
    "userAuthenticationProtocol": "LDAP",
    "vendor": "ACTIVE_DIRECTORY",
    "connectionUrl": "ldaps://vm.ldap-
srv2.soft.example.co.jp",
    "baseDn": "CN=Users,DC=ldap-srv2,DC=soft,DC=example,
DC=co,DC=jp",
    "bindDn": "admin@ldap-srv2.soft.example.co.jp",
    "bindPassword": null,
    "groupEntryDnList": [
```

```

        "CN=admins,CN=Users,DC=ldap-srv2,DC=soft,DC=example,
        DC=co,DC=jp",
        "CN=users,CN=Users,DC=ldap-srv2,DC=soft,DC=example,
        DC=co,DC=jp"
    ],
    "kerberosRealm": null,
    "enabled": true,
    "defaultGroupMappingEnabled": false,
    "config": null
}
]

```

For LDAP servers

```

[
  {
    "id": "1022c8b2-934e-4097-8112-64b0274a3653",
    "name": "ldap-srv2",
    "priority": 1,
    "userAuthenticationProtocol": "LDAP",
    "vendor": "GENERAL",
    "connectionUrl": "ldaps://vm.ldap-
    srv2.soft.example.co.jp",
    "baseDn": "CN=Users,DC=ldap-srv2,DC=soft,DC=example,
    DC=co,DC=jp",
    "bindDn": "admin@ldap-srv2.soft.example.co.jp",
    "bindPassword": null,
    "groupEntryDnList": null,
    "kerberosRealm": null,
    "enabled": true,
    "defaultGroupMappingEnabled": true,
    "config": {
      "usernameLDAPAttribute": "userPrincipalName",
      "rdnLDAPAttribute": "cn",
      "customUserSearchFilter": "(ou=Ops Center*)",
      "lastNameLDAPAttribute": "sn",
      "emailLDAPAttribute": "mail",
      "fullNameLDAPAttribute": "cn",
      "searchScope": "2",
      "uuidLDAPAttribute": "objectGUID",
      "userObjectClasses": "person, organizationalPerson"
    }
  }
]

```

Attribute	Type	Description
id	string	Object ID
name	string	Server name
priority	int	Priority
userAuthenticationProtocol	string	Authentication method <ul style="list-style-type: none"> LDAP Kerberos
vendor	string	Type of directory service <ul style="list-style-type: none"> ACTIVE_DIRECTORY: Active Directory GENERAL: Not Active Directory
connectionUrl	string	URL of the connection-destination Active Directory or LDAP server
baseDn	string	BaseDN
bindDn	string	Bind DN
bindPassword	string	Password for the bind DN
groupEntryDnList	string[]	List of DN's of the groups to be synchronized If the value of the <code>vendor</code> attribute is <code>GENERAL</code> , the value <code>null</code> is always returned.
kerberosRealm	string	Realm name for Kerberos authentication If the value of the <code>userAuthenticationProtocol</code> attribute is <code>LDAP</code> , the value <code>null</code> is always returned.
enabled	boolean	Whether the server setting is enabled <ul style="list-style-type: none"> <code>true</code>: Enabled <code>false</code>: Disabled
defaultGroupMappingEnabled	boolean	Whether the users imported from the Active Directory or LDAP server are allocated to the <code>opscenter-users</code> group <ul style="list-style-type: none"> <code>true</code>: The users are allocated to the group <code>false</code>: The users are not allocated to the group
config	object	Configuration information of the LDAP server

Attribute	Type	Description
		<p>When the <code>vendor</code> attribute is <code>ACTIVE_DIRECTORY</code>, the value <code>null</code> is always returned.</p> <p>When the <code>vendor</code> attribute is <code>GENERAL</code>, the following attributes are displayed:</p> <ul style="list-style-type: none"> ▪ <code>usernameLDAPAttribute</code> (string) The LDAP attribute allocated to the user ID ▪ <code>emailLDAPAttribute</code> (string) The LDAP attribute allocated to the email address of the user account ▪ <code>lastNameLDAPAttribute</code> (string) The LDAP attribute allocated to the last name of the user account ▪ <code>fullNameLDAPAttribute</code> (string) The LDAP attribute allocated to the full name of the user account <p>When information is set for the <code>firstNameLDAPAttribute</code> attribute, this attribute is not displayed.</p> <ul style="list-style-type: none"> ▪ <code>firstNameLDAPAttribute</code> (string) The LDAP attribute allocated to the first name of the user account <p>When information is set for the <code>fullNameLDAPAttribute</code> attribute, this attribute is not displayed.</p> <ul style="list-style-type: none"> ▪ <code>rdnLDAPAttribute</code> (string) The LDAP attribute used as the RDN ▪ <code>uuidLDAPAttribute</code> (string) The LDAP attribute used as the UUID ▪ <code>userObjectClasses</code> (string) The object class of the users to be imported

Attribute	Type	Description
		<ul style="list-style-type: none"> ▪ <code>searchScope</code> (string) The range of hierarchy levels in which to search for the users to be imported <ul style="list-style-type: none"> • 1: One level • 2: Subtree ▪ <code>customUserSearchFilter</code> (string) The search filter for narrowing down the users to be imported

Coding example

```
curl -v -X GET -s "https://example.com:443/portal/security/v1/external-user-storage" -H "Authorization:Bearer eyJhbxxx"
```



Tip: Because this request uses SSL communication, you must either run the `curl` command with the root certificate of the Common Services server certificate specified for the `--cacert` option, or run the command with the `-k` option specified. (The `-k` option runs the command by ignoring SSL errors.)

Getting information about a specific Active Directory or LDAP server

The following request gets information about a specific Active Directory or LDAP server registered in Common Services.

Execution permission

You must be a system administrator or a security administrator.

Request line

```
GET base-URL/security/v1/external-user-storage/object-ID-of-the-server
```

Request message**Object ID of the server**

Specify the value of `id` acquired by using the request for getting a list of Active Directory or LDAP servers.

Attribute	Type	Description
id	string	(Required) Object ID of the Active Directory or LDAP server

Query parameters

None.

Body

None.

Response message**Body****For an Active Directory server**

```
{
  "id": "1022c8b2-934e-4097-8112-64b0274a3653",
  "name": "ldap-srv2",
  "priority": 1,
  "userAuthenticationProtocol": "LDAP",
  "vendor": "ACTIVE_DIRECTORY",
  "connectionUrl": "ldaps://vm.ldap-srv2.soft.example.co.jp",
  "baseDn": "CN=Users,DC=ldap-srv2,DC=soft,DC=example,DC=co,DC=jp",
  "bindDn": "admin@ldap-srv2.soft.example.co.jp",
  "bindPassword": null,
  "groupEntryDnList": [
    "CN=admins,CN=Users,DC=ldap-srv2,DC=soft,DC=example,DC=co,DC=jp",
    "CN=users,CN=Users,DC=ldap-srv2,DC=soft,DC=example,DC=co,DC=jp"
  ],
  "kerberosRealm": null,
  "enabled": true,
  "defaultGroupMappingEnabled": false,
  "config": null
}
```

For an LDAP server

```
{
  "id": "1022c8b2-934e-4097-8112-64b0274a3653",
  "name": "ldap-srv2",
  "priority": 1,
  "userAuthenticationProtocol": "LDAP",
  "vendor": "GENERAL",
}
```



```

"connectionUrl": "ldaps://vm.ldap-srv2.soft.example.co.jp",
"baseDn": "CN=Users,DC=ldap-srv2,DC=soft,DC=example,DC=co,
DC=jp",
"bindDn": "admin@ldap-srv2.soft.example.co.jp",
"bindPassword": null,
"groupEntryDnList": null,
"kerberosRealm": null,
"enabled": true,
"defaultGroupMappingEnabled": true,
"config": {
  "usernameLDAPAttribute": "userPrincipalName",
  "rdnLDAPAttribute": "cn",
  "customUserSearchFilter": "(ou=Ops Center*)",
  "lastNameLDAPAttribute": "sn",
  "emailLDAPAttribute": "mail",
  "fullNameLDAPAttribute": "cn",
  "searchScope": "2",
  "uuidLDAPAttribute": "objectGUID",
  "userObjectClasses": "person, organizationalPerson"
}
}

```

Attribute	Type	Description
id	string	Object ID of the Active Directory or LDAP server
name	string	Server name
priority	int	Priority
userAuthenticationProtocol	string	Authentication method <ul style="list-style-type: none"> LDAP Kerberos
vendor	string	Type of directory service <ul style="list-style-type: none"> ACTIVE_DIRECTORY: Active Directory GENERAL: Not Active Directory
connectionUrl	string	URL of the connection-destination Active Directory or LDAP server
baseDn	string	BaseDN
bindDn	string	Bind DN
bindPassword	string	Password for the bind DN

Attribute	Type	Description
groupEntryDnList	string[]	List of DN's of the groups to be synchronized If the value of the <code>vendor</code> attribute is <code>GENERAL</code> , the value <code>null</code> is always returned.
kerberosRealm	string	Realm name for Kerberos authentication If the value of the <code>userAuthenticationProtocol</code> attribute is <code>LDAP</code> , the value <code>null</code> is always returned.
enabled	boolean	Whether the server setting is enabled <ul style="list-style-type: none"> ▪ <code>true</code>: Enabled ▪ <code>false</code>: Disabled
defaultGroupMapping Enabled	boolean	Whether the users imported from the Active Directory or LDAP server are allocated to the <code>opscenter-users</code> group <ul style="list-style-type: none"> ▪ <code>true</code>: The users are allocated to the group ▪ <code>false</code>: The users are not allocated to the group
config	object	Configuration information of the LDAP server When the <code>vendor</code> attribute is <code>ACTIVE_DIRECTORY</code> , the value <code>null</code> is always returned. When the <code>vendor</code> attribute is <code>GENERAL</code> , the following attributes are displayed: <ul style="list-style-type: none"> ▪ <code>usernameLDAPAttribute</code> (string) The LDAP attribute allocated to the user ID ▪ <code>emailLDAPAttribute</code> (string) The LDAP attribute allocated to the email address of the user account ▪ <code>lastNameLDAPAttribute</code> (string) The LDAP attribute allocated to the last name of the user account

Attribute	Type	Description
		<ul style="list-style-type: none"> ▪ <code>fullNameLDAPAttribute</code> (string) The LDAP attribute allocated to the full name of the user account When information is set for the <code>firstNameLDAPAttribute</code> attribute, this attribute is not displayed. ▪ <code>firstNameLDAPAttribute</code> (string) The LDAP attribute allocated to allocated to the first name of the user account When information is set for the <code>fullNameLDAPAttribute</code> attribute, this attribute is not displayed. ▪ <code>rdnLDAPAttribute</code> (string) The LDAP attribute used as the RDN ▪ <code>uuidLDAPAttribute</code> (string) The LDAP attribute used as the UUID ▪ <code>userObjectClasses</code> (string) The object class of the users to be imported ▪ <code>searchScope</code> (string) The range of hierarchy levels in which to search for users to be imported <ul style="list-style-type: none"> • 1: One level • 2: Subtree ▪ <code>customUserSearchFilter</code> (string) The search filter for narrowing down the users to be imported

Coding example

```
curl -v -X GET -s "https://example.com:443/portal/security/v1/external-
user-storage/1022c8b2-934e-4097-8112-64b0274a3653" -H
"Authorization:Bearer eyJhbxxx"
```



Tip: Because this request uses SSL communication, you must either run the `curl` command with the root certificate of the Common Services server certificate specified for the `--cacert` option, or run the command with the `-k` option specified. (The `-k` option runs the command by ignoring SSL errors.)

Getting a list of realms for Kerberos authentication

The following request gets a list of realms for Kerberos authentication registered in Common Services.

Execution permission

You must be a system administrator or a security administrator.

Request line

```
GET base-URL/security/v1/kerberos-realm
```

Request message

Object ID

None.

Query parameters

None.

Body

None.

Response message

Body

```
[
  {
    "id": "8a44f59a6f87e5d4016f880c544c0000",
    "realm": "LDAP-SRV2.SOFT.EXAMPLE.CO.JP",
    "kdc": [
      "vm.ldap-srv2.soft.example.co.jp"
    ]
  }
]
```

Attribute	Type	Description
id	string	Object ID of the realm
realm	string	Realm name

Attribute	Type	Description
kdc	string[]	List of KDC servers

Coding example

```
curl -v -X GET -s "https://example.com:443/portal/security/v1/kerberos-realm" -H "Authorization:Bearer eyJhbxxx"
```



Tip: Because this request uses SSL communication, you must either run the `curl` command with the root certificate of the Common Services server certificate specified for the `--cacert` option, or run the command with the `-k` option specified. (The `-k` option runs the command by ignoring SSL errors.)

Getting information about a specific realm for Kerberos authentication

The following request gets information about a specific realm for Kerberos authentication registered in Common Services.

Execution permission

You must be a system administrator or a security administrator.

Request line

```
GET base-URL/security/v1/kerberos-realm/object-ID-of-the-realm
```

Request message**Object ID of the realm**

Specify the value of `id` acquired by using the request for getting information about a list of realms for Kerberos authentication.

Attribute	Type	Description
id	string	(Required) Object ID of the realm

Query parameters

None.

Body

None.

Response message**Body**

```
{
  "id": "8a44f59a6f87e5d4016f880c544c0000",
  "realm": "LDAP-SRV2.SOFT.EXAMPLE.CO.JP",
  "kdc": [
    "vm.ldap-srv2.soft.example.co.jp"
  ]
}
```

Attribute	Type	Description
id	string	Object ID of the realm
realm	string	Realm name
kdc	string[]	List of KDC servers

Coding example

```
curl -v -X GET -s "https://example.com:443/portal/security/v1/kerberos-
realm/4028b8816e4ad3ee016e5d76637c0000" -H "Authorization:Bearer eyJhbxxx"
```



Tip: Because this request uses SSL communication, you must either run the `curl` command with the root certificate of the Common Services server certificate specified for the `--cacert` option, or run the command with the `-k` option specified. (The `-k` option runs the command by ignoring SSL errors.)

Getting Kerberos authentication connection information

The following request gets Kerberos authentication connection information registered in Common Services.

Execution permission

You must be a system administrator or a security administrator.

Request line

```
GET base-URL/security/v1/kerberos-connection-settings
```

Request message**Object ID**

None.

Query parameters

None.

Body

None.

Response message**Body**

```
{
  "clockskew" : 0,
  "dnsLookupKdc" : true
}
```

Attribute	Type	Description
clockskew	int	Allowable time difference between Common Services and the Kerberos server (in seconds)
dnsLookupKdc	boolean	Whether to query the DNS server for KDC information <ul style="list-style-type: none"> ▪ <code>true</code>: Queries the server. ▪ <code>false</code>: Does not query the server.

Coding example

```
curl -v -X GET -s "https://example.com:443/portal/security/v1/kerberos-connection-settings" -H "Authorization:Bearer eyJhbxxx"
```



Tip: Because this request uses SSL communication, you must either run the `curl` command with the root certificate of the Common Services server certificate specified for the `--cacert` option, or run the command with the `-k` option specified. (The `-k` option runs the command by ignoring SSL errors.)

Checking the number of users to be imported from LDAP servers

Check the number of users to be imported from LDAP servers that are not Active Directory servers.

Execution permission

You must be a system administrator or a security administrator.

Request line

```
POST base-URL/security/v1/external-user-storage-test-search-limit-exceeded
```

Request message**Object ID**

None.

Query parameters

None.

Body

```
{
  "connectionUrl": "ldaps://example.com",
  "bindDn": "cn=Directory Manager",
  "bindPassword": "password",
  "baseDn": "OU=Subtree,DC=example,DC=com",
  "objectClasses": "person, organizationalPerson",
  "searchScope": "1",
  "customUserSearchFilter": "(ou=Ops Center*)",
  "usernameLDAPAttribute": "uid"
}
```

Attribute	Type	Description
connectionUrl	string	(Required) URL of the connection-destination LDAP server Specify a URL that starts with <code>ldaps://</code> .
bindDn	string	(Required) Bind DN
bindPassword	string	(Required) Password for the bind DN
baseDn	string	(Required) BaseDN
objectClasses	string	(Required) The object class of the users to be imported To specify multiple values, separate the values by using commas.
searchScope	string	(Required) The range of hierarchy levels in which to search for users to be imported Specify either of the following. <ul style="list-style-type: none"> ▪ 1: One level ▪ 2: Subtree

Attribute	Type	Description
customUserSearchFilter	string	(Optional) The search filter for narrowing down the users to be imported The syntax of the search filter conforms to RFC 2254.
usernameLDAPAttribute	string	(Required) LDAP attribute that uniquely identifies the imported user

Response message**Body**

```
{
  "count" : 0,
  "maxValue" : 100
}
```

Attribute	Type	Description
count	int	The number of LDAP server users to be imported If the number of users is greater than the value of the <code>maxValue</code> attribute, <code>-1</code> is returned.
maxValue	int	The maximum number of LDAP server users that can be imported to Common Services

Coding example

```
curl -v -X POST -H "Content-Type:application/json" -s "https://example.com:443/portal/security/v1/external-user-storage-test-search-limit-exceeded" -d @./request.json -H "Authorization:Bearer eyJhbxxx"
```



Tip: Because this request uses SSL communication, you must either run the `curl` command with the root certificate of the Common Services server certificate specified for the `--cacert` option, or run the command with the `-k` option specified. (The `-k` option runs the command by ignoring SSL errors.)

Managing identity providers

This section describes the API requests related to the management of identity providers.

Getting a list of identity providers

The following request gets a list of identity providers registered in Common Services.

Execution permission

You must be a system administrator or a security administrator.

Request line

```
GET base-URL/idp/v1/external-identity-provider
```

Request message

Object ID

None.

Query parameters

None.

Body

None.

Response message

Body

When the federation protocol is OIDC

```
[
  {
    "providerType": "ADFS",
    "protocol": "oidc",
    "alias": "ad5oidc",
    "displayName": "AD5OIDC",
    "fromUrl": "https://adfs.example.com/adfs/.well-known/
openid-configuration",
    "enabled": true,
    "guiOrder": 1,
    "defaultGroupList": [
      {
        "localGroupId": "a39f9e45-5e2e-446b-89d3-
93f9e9ec4c31",
        "localGroupName": "opscenter-users"
      }
    ]
  }
]
```

```

    ],
    "customGroupList": [
      {
        "idpGroupName": "opscenter-ad5\
\opscenter_admins",
        "localGroupId": "9fd2ef28-5077-4816-ade8-
526204f4d2ac",
        "localGroupName": "opscenter-administrators"
      }
    ],
    "clientId": "a49d4539-c080-4436-8bcb-113271b5152a",
    "clientSecret": "*****",
    "config": {
      "userInfoUrl": "https://adfs.example.com/adfs/
userinfo",
      "validateSignature": "true",
      "redirectURI": "https://example.com:8443/auth/
realms/opscenter/broker/ad5oidc/endpoint",
      "clientId": "a49d4539-c080-4436-8bcb-113271b5152a",
      "tokenUrl": "https://adfs.example.com/adfs/oauth2/
token/",
      "jwksUrl": "https://adfs.example.com/adfs/discovery/
keys",
      "issuer": "https://adfs.example.com/adfs",
      "useJwksUrl": "true",
      "authorizationUrl": "https://adfs.example.com/adfs/
oauth2/authorize/",
      "clientAuthMethod": "client_secret_post",
      "disableUserInfo": "true",
      "fromUrl": "https://adfs.example.com/adfs/.well-
known/openid-configuration",
      "logoutUrl": "https://adfs.example.com/adfs/oauth2/
logout",
      "syncMode": "FORCE",
      "clientSecret": "*****",
      "allowedClockSkew": "300",
      "defaultScope": "https://example.com/openid https://
example.com/allatclaims"
    }
  }
]

```

When the federation protocol is SAML

```

[
  {
    "providerType": "ADFS",
    "protocol": "saml",

```

```

    "alias": "ad5saml",
    "displayName": "AD5SAML",
    "fromUrl": "https://adfs.example.com/
FederationMetadata/2007-06/FederationMetadata.xml",
    "enabled": true,
    "guiOrder": 1,
    "defaultGroupList": [
      {
        "localGroupId": "a39f9e45-5e2e-446b-89d3-
93f9e9ec4c31",
        "localGroupName": "opscenter-users"
      }
    ],
    "customGroupList": [
      {
        "idpGroupName": "opscenter-ad5\
\opscenter_admins",
        "localGroupId": "9fd2ef28-5077-4816-ade8-
526204f4d2ac",
        "localGroupName": "opscenter-administrators"
      }
    ],
    "clientId": null,
    "clientSecret": null,
    "config": {
      "redirectURI": "https://example.com:8443/auth/
realms/opscenter/broker/ad5saml/endpoint",
      "samlXmlKeyNameTransformer": "KEY_ID",
      "postBindingLogout": "true",
      "postBindingResponse": "true",
      "singleLogoutServiceUrl": "https://adfs.example.com/
adfs/ls/",
      "claimEmail": "http://schemas.xmlsoap.org/ws/
2005/05/identity/claims/emailaddress",
      "claimFirstname": "http://schemas.xmlsoap.org/ws/
2005/05/identity/claims/givenname",
      "claimGroup": "http://schemas.xmlsoap.org/claims/
Group",
      "claimLastname": "http://schemas.xmlsoap.org/ws/
2005/05/identity/claims/surname",
      "xmlSigKeyInfoKeyNameTransformer": "CERT_SUBJECT",
      "metadataEndpoint": "https://example.com:8443/auth/
realms/opscenter/broker/ad5saml/endpoint/descriptor",
      "syncMode": "FORCE",
      "singleSignOnServiceUrl": "https://adfs.example.com/
adfs/ls/",
      "wantAuthnRequestsSigned": "true",
      "allowedClockSkew": "300",

```

```

"encryptionPublicKey":
"MIIDDDCCAFSgAwIBAgIQPniaLjBZQo1Pp9AouqTIATANBgkqhkiG9w0BAQsFADB
CMUAWPgYDVQQDEZdBREZTIEVUy3J5cHRpb24gLSB2b2IzNzA1My5vcmlvbilhZDI
uc29mdC5oaXRhY2hpLmNvLmpwMB4XDTIxMDMyMzA0MTI0MVoxMDMyMjA0MTI0
MVowQjFAMD4GA1UEAxM3QURGUyBFbmNyeXB0aW9uIC0gdm0yMzcwNTMub3Jpb24
tYWQyLnNvZnQuaGl0YWN0aS5jby5qcDCCASIwDQYJKoZIhvcNAQEBBQADggEPADCC
AQoCggEBAMpfyp7lB7YdRjnKir4RlRgJIshmlx9ZmjPZYXu+VZ0o7m+r6a
+CwuH3zsFJlhu8/
QYhjAthL6iHwyrLdv3YETorURRzd23BY3q0d9aZ50efaAfh1NfcZOltoMkFhOvz3
9TGjtHL6FlayPkJKRP+AwONZ8VOWkAJIHlmmF3wX8myFHs6Y2cSR5C1bWGZ
+eRlfQP4gjLlribfcZMRCulBHk7FrOe9k4hZd2/
IaqMVZQKEUofqv1r8fpSu99e01pR59hvoJUQE6x12mgmKmQygMceit
+mCEldw5N31lxq8vj3Uab12OeoadSDYbOJDAuNUwFhx360VJMo6vmZqSpnJlcECA
wEAATANBgkqhkiG9w0BAQsFAAOCAQEAAo7wvasuKX7NtGd8YcHwz/v/
2klT0jxltmuWS0TezKAnZSofYmJn7HAYugJa/
VUal8nehvBAPjajjRvArDLsZBAxOzYsn2U4m3XuEzHrtS+40/dBS/
vYGlDIftfupVjCRJZvV35ONFL7sqnXnnxk0PiVTC0r3jY3oIqB8uRELFYEmLgDEE
dB3YizH0NdtzWHdWiChyWTYdZBe3zfizl3UEIOfbZIEmolgXjZquinCOO/
EZKLuJWgbupc17B7RQOhX1ZeKY2OGcL2opqnaBRcib2bTyg6R0E
+ZGm6yOy6pC8pYdbvvKv9uBoys7BB/JgbSnLWXz9nB7c6o/yU6WdCA==",
    "validateSignature": "true",
    "signingCertificate":
"MIIDBjCCAe6gAwIBAgIQMCWzE1wV4b9Kq4X13T/
i3DANBgkqhkiG9w0BAQsFADA/
MT0wOwYDVQQDEZRBREZTIFNpZ25pbmcgLSB2b2IzNzA1My5vcmlvbilhZDIuc29m
dC5oaXRhY2hpLmNvLmpwMB4XDTIxMDMyMzA0MTI0NVoxMDMyMjA0MTI0NVow
PzE9MDsGA1UEAxM0QURGUyBtaWduaW5nIC0gdm0yMzcwNTMub3Jpb24tYWQyLnNv
ZnQuaGl0YWN0aS5jby5qcDCCASIwDQYJKoZIhvcNAQEBBQADggEPADCCAQoCggEB
AIwQWHRYEJlMglckuKBBStb+ClBz3Ql rzDlcXAPv1/
QQjOpWa20fB0Y1L2RmKTjtVE3AuUNetJXkYfMwoYqVaDcudPj5I6zRve
+ZYE46KgYjDkDSBE2o2saENE74KvZ23G9J+1beKt/
hcmPdXKH6oOQ8c1C40fEXfxoiV2Uw5K3ltOYfa7lSeQ6yWYdso/
DYtUrJqK4juq2kV7+hHsrQ7hNndKpAKhouq89KZ1opbzxvG/
cdQqWR110NZx2CftZrYXtVu5P4VzloBoA+GVvu7CBQoFlZ2dbWruI0oEPj7/ebV
+84HFZYG1NrSMn3D5Da
+6LwReljZEoDwJkNKz3m6cCAwEAATANBgkqhkiG9w0BAQsFAAOCAQEAIelrzirZu
g21oHupUezWbaeP7wAYfS8LBIKpbyR
+xrtoaJhcdcEUUGwpadT283Yq3AXzRAVJ7rXPVhAGYCOuw+1kq3WaT
+glaTbQJPPay57WhrhNLRRY3AowohOdCZi5fznTTMbREK4E0hJ1xh4r7Hst
+JlR9hLfmK115DNPKrBMZuiYXa566WIw6F708VLJxRQcTVG9P/
MqecOOuch6f9lH4zDyNFPrjDmbssdGVCBX2RnVqHhUKJXPVCTTTLDNOqqUZ4Z/
wWzuEAhis0/eyUBs0w3XlBVXYuHaEMIESpGDUSBrBY+Uqv6oR7q0i4Ge
+YmfqwpaxKAUrAN0m2ckA==",
    "nameIDPolicyFormat":
"urn:oasis:names:tc:SAML:1.1:nameid-
format:WindowsDomainQualifiedName",
    "signatureAlgorithm": "RSA_SHA256",
    "wantAssertionsEncrypted": "true",

```

```

        "useJwksUrl": "true",
        "wantAssertionsSigned": "true",
        "fromUrl": "https://adfs.example.com/
FederationMetadata/2007-06/FederationMetadata.xml",
        "postBindingAuthnRequest": "true",
        "forceAuthn": "true",
        "addExtensionsElementWithKeyInfo": "false",
        "principalType": "SUBJECT"
    }
}
]

```

Attribute	Type	Description
providerType	string	Provider type A fixed string (ADFS) is returned.
protocol	string	Federation protocol <ul style="list-style-type: none"> oidc saml
alias	string	Alias name
displayName	string	Display name
fromUrl	string	OpenID Connect discovery endpoint or metadata endpoint of the identity provider
enabled	boolean	Whether the server setting is enabled <ul style="list-style-type: none"> true: Enabled false: Disabled
guiOrder	int	Server display sequence in the Identity Provider window A fixed value (1) is returned.
defaultGroupList	object	Settings of default group mappers <ul style="list-style-type: none"> localGroupId (string) Object ID of the local user group localGroupName (string) Local user group name

Attribute	Type	Description
customGroupList	object	Settings of custom group mappers <ul style="list-style-type: none"> <code>idpGroupName</code> (string) Group name of the identity provider <code>localGroupId</code> (string) Object ID of the local user group <code>localGroupName</code> (string) Local user group name
clientId	string	Client ID of the identity provider If the value of the <code>protocol</code> attribute is <code>saml</code> , the value <code>null</code> is always returned.
clientSecret	string	Client secret of the identity provider If the value of the <code>protocol</code> attribute is <code>oidc</code> , the value <code>*****</code> is always returned. If the value of the <code>protocol</code> attribute is <code>saml</code> , the value <code>null</code> is always returned.
config	object	Configuration information of the identity provider

Coding example

```
curl -v -X GET -s "https://example.com:443/portal/idp/v1/external-identity-provider" -H "Authorization:Bearer eyJhbxxx"
```



Tip: Because this request uses SSL communication, you must either run the `curl` command with the root certificate of the Common Services server certificate specified for the `--cacert` option, or run the command with the `-k` option specified. (The `-k` option runs the command by ignoring SSL errors.)

Getting information about a specific identity provider

The following request gets information about a specific identity provider registered in Common Services.

Execution permission

You must be a system administrator or a security administrator.

Request line

```
GET base-URL/idp/v1/external-identity-provider/alias-name
```

Request message**Alias name**

Specify the value of `alias` acquired by using the request for getting a list of identity providers.

Attribute	Type	Description
alias	string	(Required) Alias name of the identity provider

Query parameters

None.

Body

None.

Response message**Body**

When the federation protocol is OIDC

```
{
  "providerType": "ADFS",
  "protocol": "oidc",
  "alias": "ad5oidc",
  "displayName": "AD5OIDC",
  "fromUrl": "https://adfs.example.com/adfs/.well-known/
openid-configuration",
  "enabled": true,
  "guiOrder": 1,
  "defaultGroupList": [
    {
      "localGroupId": "a39f9e45-5e2e-446b-89d3-
93f9e9ec4c31",
      "localGroupName": "opscenter-users"
    }
  ],
  "customGroupList": [
    {
      "idpGroupName": "opscenter-ad5\\opscenter_admins",
      "localGroupId": "9fd2ef28-5077-4816-ade8-
526204f4d2ac",
      "localGroupName": "opscenter-administrators"
    }
  ]
}
```



```

    }
  ],
  "clientId": "a49d4539-c080-4436-8bcb-113271b5152a",
  "clientSecret": "*****",
  "config": {
    "userInfoUrl": "https://adfs.example.com/adfs/userinfo",
    "validateSignature": "true",
    "redirectURI": "https://example.com:8443/auth/realms/opscenter/broker/ad5oidc/endpoint",
    "clientId": "a49d4539-c080-4436-8bcb-113271b5152a",
    "tokenUrl": "https://adfs.example.com/adfs/oauth2/token/",
    "jwksUrl": "https://adfs.example.com/adfs/discovery/keys",
    "issuer": "https://adfs.example.com/adfs",
    "useJwksUrl": "true",
    "authorizationUrl": "https://adfs.example.com/adfs/oauth2/authorize/",
    "clientAuthMethod": "client_secret_post",
    "disableUserInfo": "true",
    "fromUrl": "https://adfs.example.com/adfs/.well-known/openid-configuration",
    "logoutUrl": "https://adfs.example.com/adfs/oauth2/logout",
    "syncMode": "FORCE",
    "clientSecret": "*****",
    "allowedClockSkew": "300",
    "defaultScope": "https://example.com/openid https://example.com/allatclaims"
  }
}

```

When the federation protocol is SAML

```

{
  "providerType": "ADFS",
  "protocol": "saml",
  "alias": "ad5saml",
  "displayName": "AD5SAML",
  "fromUrl": "https://adfs.example.com/FederationMetadata/2007-06/FederationMetadata.xml",
  "enabled": true,
  "guiOrder": 1,
  "defaultGroupList": [
    {
      "localGroupId": "a39f9e45-5e2e-446b-89d3-93f9e9ec4c31",
      "localGroupName": "opscenter-users"
    }
  ]
}

```

```

    }
  ],
  "customGroupList": [
    {
      "idpGroupName": "opscenter-ad5\\opscenter_admins",
      "localGroupId": "9fd2ef28-5077-4816-ade8-526204f4d2ac",
      "localGroupName": "opscenter-administrators"
    }
  ],
  "clientId": null,
  "clientSecret": null,
  "config": {
    "redirectURI": "https://example.com:8443/auth/realms/opscenter/broker/ad5saml/endpoint",
    "samlXmlKeyNameTransformer": "KEY_ID",
    "postBindingLogout": "true",
    "postBindingResponse": "true",
    "singleLogoutServiceUrl": "https://adfs.example.com/adfs/ls/",
    "claimEmail": "http://schemas.xmlsoap.org/ws/2005/05/identity/claims/emailaddress",
    "claimFirstname": "http://schemas.xmlsoap.org/ws/2005/05/identity/claims/givenname",
    "claimGroup": "http://schemas.xmlsoap.org/claims/Group",
    "claimLastname": "http://schemas.xmlsoap.org/ws/2005/05/identity/claims/surname",
    "xmlSigKeyInfoKeyNameTransformer": "CERT_SUBJECT",
    "metadataEndpoint": "https://example.com:8443/auth/realms/opscenter/broker/ad5saml/endpoint/descriptor",
    "syncMode": "FORCE",
    "singleSignOnServiceUrl": "https://adfs.example.com/adfs/ls/",
    "wantAuthnRequestsSigned": "true",
    "allowedClockSkew": "300",
    "encryptionPublicKey":
      "MIIDDDCCAfSgAwIBAgIQPniaLjBZQolPp9AouqTIATANBgqhkiG9w0BAQsFADB
      CMUAwPgYDVQQDEzdBREZTIEVuY3J5cHRpb24gLSB2bTIZNzA1My5vcmlvb1hZDI
      uc29mdC5oaXRhY2hpLmNvLmpwMB4XDTEyMDMyMzA0MTI0MVoXDTEyMDMyMjA0MTI
      0MVowQjFAMD4GA1UEAxM3QURGUyBFbnNyeXB0aW9uIC0gdm0yMzcwNTMub3Jpb24
      tYWQyLnNvZnQuaGl0YWNoaS5jby5qcDCCASIwDQYJKoZIhvcNAQEBBQADggEPAD
      CAQoCggEBAMpfyp7lB7YdRjnKir4RlRgJIshmlx9ZmjPZYXu+VZ0o7m+r6a
      +CwuH3zsFJlhu8/
      QYhjAthL6iHwyrLdv3YETOrURRzd23BY3q0d9aZ50efaAfh1NfcZOltoMkFhOvz3
      9TGjtHL6FlayPkJKRP+AwONZ8VOWkAJIHlmmF3wX8myFHS6Y2cSR5C1bWGZ
      +eRlfQP4gjLlribfcZMRCulBHk7FrOe9k4hZd2/
      IaqMVZQKEUofqv1r8fpSu99e01pR59hvoJUQE6xl2mgmKmQygMceit
      +mCEldw5N31lxq8vj3Uab12OeudadSDYboJDAuNUwFhx360VJMo6vmZqSpnJlcECA

```

```

wEAATANBgkqhkiG9w0BAQsFAAOCQAEEAAo7wvasuKX7NtGd8YcHwZ/v/
2klT0jxltmuWS0TezKAnZSofYmJn7HAYugJa/
VUal8nehvBAPjajjRvArDLsZBAxOzYsn2U4m3XuEzHrtS+40/dBS/
vYGldIfTfupVjCRJZvV35ONFL7sqnXnnxk0PiVTC0r3jY3oIqB8uRELFYEmLgDEE
dB3YizH0NdtzWHdWicHyWTYdZBe3zfizl3UEIOfbZIEMolgXjZquiNcOO/
EZKLuJWgbupc17B7RQOhX1ZeKY2OGcL2opqnaBRcib2bTyg6R0E
+ZGm6yOy6pC8pYdbvvKv9uBoys7BB/JgbSnLWXz9nB7c6o/yU6WdCA=="
    "validateSignature": "true",
    "signingCertificate":
"MIIDBjCCAe6gAwIBAgIQMCWzE1wV4b9Kq4X13T/
i3DANBgkqhkiG9w0BAQsFADA/
MT0wOwYDVQQDEzRBREZTIFNpZ25pbmcgLSB2bTIzNzA1My5vcmlvbilhZDIuc29m
dC5oaXRhY2hpLmNvLmpwMB4XDTIxMDMyMzA0MTI0NVowXDTI0MDMyMjA0MTI0NVow
PzE9MDsGA1UEAxM0URGUyBTAwduaW5nIC0gdm0yMzcwNTMub3Jpb24tYWQyLnNv
ZnQuaGl0YWNoaS5jb3Y5cDCCASIwDQYJKoZIhvcNAQEBBQADggEPADCCAQoCggEB
AIwQWHRYEJlMglckuKBBStb+C1Bz3Q1rzDlcXAPv1/
QQjOpWa20fB0YlL2RmKtjtVE3AuUNetJXkYfMWoYqVaDcudPj5I6zRve
+ZYE46KgyjDkDSBE2o2saENe74KvZ23G9J+1beKt/
hcmPdXKH6oOQ8c1C40fEXfxoiV2Uw5K3ltOYfa7lSeQ6ywYdso/
DYtUrJqK4juq2kvk7+hHsrQ7hNndKpAKhouq89KZ1opbzxvG/
cdQqWR110NZx2CftZrYXtVu5P4Vz1oBoA+GVvu7CBQoFlZ2dbWruI0oEPj7/ebV
+84HFZYGlNrSMn3D5Da
+6LwReljZEoDwJkNKz3m6cCAwEAATANBgkqhkiG9w0BAQsFAAOCQAEEAIElrzirZu
g21oHupUezWbaeP7WAYfS8LBIKpbyR
+xrtoaJhcdcEUUGwpadT283Yq3AXzRAVJ7rXPVhAGYCOuw+1kq3WaT
+glaTbQJPPay57WhrhNLRRY3AowohOdCzi5fznTtMbREK4E0hJ1xh4r7Hst
+JlR9hLfmK115DNPKrBMZuiYXa566WIw6F708VLJxRQcTVG9P/
MqecOOuch6f9lH4zDyNFPrjDmbssdGVCBX2RnVqHhUKJXPVCTTTLDNOqqUZ4Z/
wWzuEAhis0/eyUBs0w3XlBVXYuHaEMIESpGDUSBrBY+Uqv6oR7q0i4Ge
+YmfqwpaxKAUrAN0m2ckA=="
    "nameIDPolicyFormat":
"urn:oasis:names:tc:SAML:1.1:nameid-
format:WindowsDomainQualifiedName",
    "signatureAlgorithm": "RSA_SHA256",
    "wantAssertionsEncrypted": "true",
    "useJwksUrl": "true",
    "wantAssertionsSigned": "true",
    "fromUrl": "https://adfs.example.com/
FederationMetadata/2007-06/FederationMetadata.xml",
    "postBindingAuthnRequest": "true",
    "forceAuthn": "true",
    "addExtensionsElementWithKeyInfo": "false",
    "principalType": "SUBJECT"
  }
}

```

Attribute	Type	Description
providerType	string	Provider type A fixed string (ADFS) is returned.
protocol	string	Federation protocol <ul style="list-style-type: none"> oidc saml
alias	string	Alias name
displayName	string	Display name
fromUrl	string	OpenID Connect discovery endpoint or metadata endpoint of the identify provider
enabled	boolean	Whether the server setting is enabled <ul style="list-style-type: none"> true: Enabled false: Disabled
guiOrder	int	Server display sequence in the Identify Providers window A fixed value (1) is returned.
defaultGroupList	object	Configuration of default group mappers <ul style="list-style-type: none"> localGroupId (string) Object ID of the local user group localGroupName (string) Local user group name
customGroupList	object	Settings of custom group mappers <ul style="list-style-type: none"> idpGroupName (string) Group name of the identity provider localGroupId (string) Object ID of the local user group localGroupName (string) Local user group name
clientId	string	Client ID of the identify provider

Attribute	Type	Description
		If the value of the <code>protocol</code> attribute is <code>saml</code> , the value <code>null</code> is always returned.
<code>clientSecret</code>	string	Client secret of the identity provider If the value of the <code>protocol</code> attribute is <code>oidc</code> , the value <code>*****</code> is always returned. If the value of the <code>protocol</code> attribute is <code>saml</code> , the value <code>null</code> is always returned.
<code>config</code>	object	Configuration information of the identity provider

Coding example

```
curl -v -X GET -s "https://example.com:443/portal/idp/v1/external-identity-provider/ad5oidc" -H "Authorization:Bearer eyJhbxxx"
```



Tip: Because this request uses SSL communication, you must either run the `curl` command with the root certificate of the Common Services server certificate specified for the `--cacert` option, or run the command with the `-k` option specified. (The `-k` option runs the command by ignoring SSL errors.)

Managing users

The following describes the API requests for managing users.

Getting a list of users

The following request gets a list of users.

Execution permission

You must be a system administrator or a security administrator.

Request line

```
GET base-URL/security/v1/users
```

Request message

Object ID

None.

Query parameters

Parameter	Type	Filter condition
search	string	String that must be included in the username, first name, last name, or email address of the user.

Body

None.

Response message**Body**

```
[
  {
    "id": "a010279b-ae66-4c1d-b066-c45d50c9f75a",
    "username": "sysadmin",
    "firstName": "firstName",
    "lastName": null,
    "email": "sysadmin@example.com",
    "dn": null,
    "description": "Built-in user",
    "enabled": true,
    "builtin": true,
    "federatedIdentities": null
  },
  {
    "id": "82576381-e765-4645-a697-782111f8f5b5",
    "username": "user_1",
    "firstName": "1",
    "lastName": "user",
    "email": "user_1@example.com",
    "dn": null,
    "description": "description user_1",
    "enabled": true,
    "builtin": false,
    "federatedIdentities": [
      {
        "alias": "dummy_alias",
        "displayName": "DUMMY DISPLAY NAME"
      }
    ]
  }
]
```

Attribute	Type	Description
id	string	Object ID of the user
username	string	Username
firstName	string	First name of the user
lastName	string	Last name of the user
email	string	Email address
dn	string	Distinguished Name If the user is not a user imported from an Active Directory or LDAP server, the value <code>null</code> is always returned.
description	string	Description of the user account
enabled	boolean	Whether the user account is enabled <ul style="list-style-type: none"> <code>true</code>: The user account is enabled. <code>false</code>: The user account is disabled.
builtin	boolean	Whether the user is a built-in user <ul style="list-style-type: none"> <code>true</code>: The user is a built-in user. <code>false</code>: The user is not a built-in user.
federatedIdentities	object	Identity provider information If the user is not an identity provider user, <code>null</code> is always returned.
alias	string	Alias name that identifies the identity provider This is displayed when the user is an identity provider user.
displayName	string	Display name of the identity provider This is displayed when the user is an identify provider user.

Coding example

When no query parameter is specified:

```
curl -v -X GET -s "https://example.com:443/portal/security/v1/users" -H
"Authorization:Bearer eyJhbxxx"
```

When a query parameter is specified:

```
curl -v -X GET -s "https://example.com:443/portal/security/v1/users?search=smith" -H "Authorization:Bearer eyJhbxxx"
```



Tip: Because this request uses SSL communication, you must either run the `curl` command with the root certificate of the Common Services server certificate specified for the `--cacert` option, or run the command with the `-k` option specified. (The `-k` option runs the command by ignoring SSL errors.)

Getting information about a specific user

The following request gets information about a specific user.

Execution permission

You must be a system administrator or a security administrator.

Request line

```
GET base-URL/security/v1/users/object-ID-of-the-user
```

Request message

Object ID of the user

Specify the value of `id` acquired by using the request for getting information about a list of users.

Attribute	Type	Description
<code>id</code>	string	(Required) Object ID of the user

Query parameters

None.

Body

None.

Response message

Body

```
{
  "id": "a010279b-ae66-4c1d-b066-c45d50c9f75a",
  "username": "sysadmin",
  "firstName": "firstName",
  "lastName": null,
```



```

    "email": "sysadmin@example.com",
    "dn": null,
    "description": "Built-in user",
    "enabled": true,
    "builtin": true,
    "federatedIdentities": [
      {
        "alias": "dummy_alias",
        "displayName": "DUMMY DISPLAY NAME"
      }
    ]
  }
}

```

Attribute	Type	Description
id	string	Object ID of the user
username	string	Username
firstName	string	First name of the user
lastName	string	Last name of the user
email	string	Email address
dn	string	Distinguished Name If the user is not a user imported from an Active Directory or LDAP server, the value <code>null</code> is always returned.
description	string	Description of the user account
enabled	boolean	Whether the user account is enabled <ul style="list-style-type: none"> <code>true</code>: The user account is enabled. <code>false</code>: The user account is disabled.
builtin	boolean	Whether the user is a built-in user <ul style="list-style-type: none"> <code>true</code>: The user is a built-in user. <code>false</code>: The user is not a built-in user.
federatedIdentities	object	Identity provider information If the user is not an identity provider user, <code>null</code> is always returned.
alias	string	Alias name that identifies the identity provider This is displayed when the user is an identity provider user.

Attribute	Type	Description
displayName	string	Display name of the identity provider This is displayed when the user is an identify provider user.

Coding example

```
curl -v -X GET -s "https://example.com:443/portal/security/v1/users/a010279b-ae66-4c1d-b066-c45d50c9f75a" -H "Authorization:Bearer eyJhbxxx"
```



Tip: Because this request uses SSL communication, you must either run the `curl` command with the root certificate of the Common Services server certificate specified for the `--cacert` option, or run the command with the `-k` option specified. (The `-k` option runs the command by ignoring SSL errors.)

Getting a list of the user groups to which a specific user belongs

The following request gets a list of the user groups to which a specific user belongs.

Execution permission

You must be a system administrator or a security administrator.

Request line

```
GET base-URL/security/v1/users/object-ID-of-the-user/user-groups
```

Request message**Object ID of the user**

Specify the value of `id` acquired by using the request for getting information about a list of users.

Attribute	Type	Description
id	string	(Required) Object ID of the user

Query parameters

None.

Body

None.

Response message**Body**

```
[
  {
    "id": "4760d4c0-c593-42fe-b44a-553da4793882",
    "name": "opscenter-administrators",
    "path": "/opscenter-administrators",
    "dn": null,
    "description": null,
    "builtin": true,
    "essential": false,
    "external": false
  },
  {
    "id": "7a773ca8-49cf-4ee2-9456-eb4853b4c6c1",
    "name": "opscenter-users",
    "path": "/opscenter-users",
    "dn": null,
    "description": null,
    "builtin": true,
    "essential": true,
    "external": false
  }
]
```

Attribute	Type	Description
id	string	Object ID of the user group
name	string	User group name
path	string	Path
dn	string	Distinguished Name If the group is not a group imported from an Active Directory or LDAP server, the value <code>null</code> is always returned.
description	string	Description of the user group
builtin	boolean	Whether the user group is a built-in user group <ul style="list-style-type: none"> <code>true</code>: The user group is a built-in user group. <code>false</code>: The user group is not a built-in user group.

Attribute	Type	Description
essential	boolean	Whether the user group is an essential user group (opscenter-users) <ul style="list-style-type: none"> ▪ <code>true</code>: The user group is an essential user group. ▪ <code>false</code>: The user group is not an essential user group.
external	boolean	Whether the user group was imported from an external source <ul style="list-style-type: none"> ▪ <code>true</code>: The user group was imported from an external source. ▪ <code>false</code>: The user group was not imported from an external source.

Coding example

```
curl -v -X GET -s "https://example.com:443/portal/security/v1/users/a010279b-ae66-4c1d-b066-c45d50c9f75a/user-groups" -H "Authorization:Bearer eyJhbxxx"
```



Tip: Because this request uses SSL communication, you must either run the `curl` command with the root certificate of the Common Services server certificate specified for the `--cacert` option, or run the command with the `-k` option specified. (The `-k` option runs the command by ignoring SSL errors.)

Registering a user

The following request registers a user.

Execution permission

You must be a system administrator or a security administrator.

Request line

```
POST base-URL/security/v1/users
```

Request message

Object ID

None.

Query parameters

None.

Body

```
{
  "username": "John_Smith",
  "firstName": "John",
  "lastName": "Smith",
  "email": "john_smith@example.com",
  "description": "John's account",
  "enabled": true
}
```

Attribute	Type	Description
username	string	(Required) Username Specify a character string that is no more than 255 characters. You can use the following characters: 0-9 A-Z a-z ! # \$ % & ' () * + - . = @ ^ _ \$
firstName	string	(Optional) First name of the user Specify a character string that is no more than 64 characters.
lastName	string	(Optional) Last name of the user Specify a character string that is no more than 64 characters.
email	string	(Optional) Email address Specify a character string that is no more than 254 characters.
description	string	(Optional) Description of the user account Specify a character string that is no more than 128 characters.
enabled	boolean	(Required) Whether to enable the user account <ul style="list-style-type: none"> <code>true</code>: Enables the user account. <code>false</code>: Disables the user account.

Response message**Body**

None.

Coding example

```
curl -v -X POST -H "Content-Type:application/json" -s "https://
example.com:443/portal/security/v1/users" -d @./request.json -H
"Authorization:Bearer eyJhbxxx"
```



Tip: Because this request uses SSL communication, you must either run the `curl` command with the root certificate of the Common Services server certificate specified for the `--cacert` option, or run the command with the `-k` option specified. (The `-k` option runs the command by ignoring SSL errors.)

Adding a user to a user group

The following request adds a user to a user group.

Execution permission

You must be a system administrator or a security administrator.

Request line

```
PUT base-URL/security/v1/users/object-ID-of-the-user/user-groups/object-ID-
of-the-user-group
```

Request message**Object ID of the user**

Specify the value of `id` acquired by using the request for getting information about a list of users.

Attribute	Type	Description
id	string	(Required) Object ID of the user

Object ID of the user group

Specify the value of `id` acquired by using the request for getting information about a list of user groups.

Attribute	Type	Description
userGroupId	string	(Required) Object ID of the user group

Query parameters

None.

Body

None.

Response message**Body**

None.

Coding example

```
curl -v -X PUT -s "https://example.com:443/portal/security/v1/users/8b39869a-a778-4a08-a2ff-bf967946e836/user-groups/4760d4c0-c593-42fe-b44a-553da4793882" -H "Authorization:Bearer eyJhbxxx"
```



Tip: Because this request uses SSL communication, you must either run the `curl` command with the root certificate of the Common Services server certificate specified for the `--cacert` option, or run the command with the `-k` option specified. (The `-k` option runs the command by ignoring SSL errors.)

Updating the registered information for a user

The following request updates the registered information for a user.

The registration information of an identity provider user cannot be updated.

Execution permission

You must be a system administrator or a security administrator.

Request line

```
PUT base-URL/security/v1/users/object-ID-of-the-user
```

Request message**Object ID of the user**

Specify the value of `id` acquired by using the request for getting information about a list of users.

Attribute	Type	Description
id	string	(Required) Object ID of the user

Query parameters

None.

Body

```
{
  "id": "8b39869a-a778-4a08-a2ff-bf967946e836",
  "username": "user_1",
  "firstName": "1",
  "lastName": "user",
  "email": "user_1@email.com",
  "description": "description user_1",
  "enabled": true
}
```

Attribute	Type	Description
id	string	(Required) Object ID of the user Specify the value of <code>id</code> acquired by using the request for getting information about a list of users.
username	string	(Required) Username Specify the username that corresponds to the object ID of the user. You cannot change the username.
firstName	string	(Optional) First name of the user Specify a character string that is no more than 64 characters.
lastName	string	(Optional) Last name of the user Specify a character string that is no more than 64 characters.
email	string	(Optional) Email address Specify a character string that is no more than 254 characters.
description	string	(Optional) Description of the user account

Attribute	Type	Description
		Specify a character string that is no more than 128 characters.
enabled	boolean	(Optional) Whether to enable the user account <ul style="list-style-type: none"> ▪ <code>true</code>: Enables the user account. ▪ <code>false</code>: Disables the user account.

Response message**Body**

None.

Coding example

```
curl -v -X PUT -H "Content-Type:application/json" -s "https://
example.com:443/portal/security/v1/users/8b39869a-a778-4a08-a2ff-
bf967946e836" -d @./request.json -H "Authorization:Bearer eyJhbxxx"
```



Tip: Because this request uses SSL communication, you must either run the `curl` command with the root certificate of the Common Services server certificate specified for the `--cacert` option, or run the command with the `-k` option specified. (The `-k` option runs the command by ignoring SSL errors.)

Resetting a user's password

The following request resets the password for a user.

The password of an identity provider user cannot be reset.

Execution permission

You must be a system administrator or a security administrator.

Request line

```
PUT base-URL/security/v1/users/object-ID-of-the-user/reset-password
```

Request message**Object ID of the user**

Specify the value of `id` acquired by using the request for getting information about a list of users.

Attribute	Type	Description
id	string	(Required) Object ID of the user

Query parameters

None.

Body

```
{
  "type": "password",
  "value": "P@ssw0rd"
}
```

Attribute	Type	Description
type	string	(Required) Type of the authentication information to be reset You must specify <code>password</code> for this attribute.
value	string	(Required) New password Specify a character string that is no more than 256 characters.

Response message**Body**

None.

Coding example

```
curl -v -X PUT -H "Content-Type:application/json" -s "https://example.com:443/portal/security/v1/users/8b39869a-a778-4a08-a2ff-bf967946e836/reset-password" -d @./request.json -H "Authorization:Bearer eyJhbGxxxx"
```



Tip: Because this request uses SSL communication, you must either run the `curl` command with the root certificate of the Common Services server certificate specified for the `--cacert` option, or run the command with the `-k` option specified. (The `-k` option runs the command by ignoring SSL errors.)

Deleting a user from a user group

The following request deletes a user registered in a user group.

Execution permission

You must be a system administrator or a security administrator.

Request line

```
DELETE base-URL/security/v1/users/object-ID-of-the-user/user-groups/object-ID-of-the-user-group
```

Request message**Object ID of the user**

Specify the value of `id` acquired by using the request for getting information about a list of users.

Attribute	Type	Description
id	string	(Required) Object ID of the user

Object ID of the user group

Specify the value of `id` acquired by using the request for getting information about a list of user groups.

However, you cannot specify a user group for which `essential` is set to `true`.

Attribute	Type	Description
userGroupId	string	(Required) Object ID of the user group

Query parameters

None.

Body

None.

Response message**Body**

None.

Coding example

```
curl -v -X DELETE -s "https://example.com:443/portal/security/v1/users/8b39869a-a778-4a08-a2ff-bf967946e836/user-groups/4760d4c0-c593-42fe-b44a-553da4793882" -H "Authorization:Bearer eyJhbxxx"
```



Tip: Because this request uses SSL communication, you must either run the `curl` command with the root certificate of the Common Services server certificate specified for the `--cacert` option, or run the command with the `-k` option specified. (The `-k` option runs the command by ignoring SSL errors.)

Deleting a user

The following request deletes a user.

Execution permission

You must be a system administrator or a security administrator.

Request line

```
DELETE base-URL/security/v1/users/object-ID-of-the-user
```

Request message

Object ID of the user

Specify the value of `id` acquired by using the request for getting information about a list of users.

However, you cannot specify a user for which `builtin` is set to `true`.

Attribute	Type	Description
id	string	(Required) Object ID of the user

Query parameters

None.

Body

None.

Response message

Body

None.

Coding example

```
curl -v -X DELETE -s "https://example.com:443/portal/security/v1/users/8b39869a-a778-4a08-a2ff-bf967946e836" -H "Authorization:Bearer eyJhbxxx"
```



Tip: Because this request uses SSL communication, you must either run the `curl` command with the root certificate of the Common Services server certificate specified for the `--cacert` option, or run the command with the `-k` option specified. (The `-k` option runs the command by ignoring SSL errors.)

Managing the password policy

The following describes the API requests for managing the password policy.

Getting the password policy

The following request gets the password policy for Common Services.

Execution permission

You must be a system administrator or a security administrator.

Request line

```
GET base-URL/security/v1/password-policy
```

Request message

Object ID

None.

Query parameters

None.

Body

None.

Response message

Body

```
{
  "length": 8,
  "upperCase": 1,
  "lowerCase": 1,
  "digits": 1,
  "specialChars": 1,
  "bruteForceProtected": true,
  "failureFactor": 5
}
```

Attribute	Type	Description
length	int	Minimum number of characters required for a password
upperCase	int	Minimum number of uppercase characters required in a password
lowerCase	int	Minimum number of lowercase characters required in a password
digits	int	Minimum number of numeric characters required in a password
specialChars	int	Minimum number of symbols required in a password
bruteForceProtected	boolean	Whether to lock a user account after a certain number of unsuccessful login attempts <ul style="list-style-type: none"> ▪ <code>true</code>: Locks the account. ▪ <code>false</code>: Does not lock the account.
failureFactor	int	Number of unsuccessful login attempts allowed before a user account is locked

Coding example

```
curl -v -X GET -s "https://example.com:443/portal/security/v1/password-policy" -H "Authorization:Bearer eyJhbxxx"
```



Tip: Because this request uses SSL communication, you must either run the `curl` command with the root certificate of the Common Services server certificate specified for the `--cacert` option, or run the command with the `-k` option specified. (The `-k` option runs the command by ignoring SSL errors.)

Updating the password policy

The following request updates the password policy for Common Services.

Execution permission

You must be a system administrator or a security administrator.

Request line

```
PUT base-URL/security/v1/password-policy
```

Request message**Object ID**

None.

Query parameters

None.

Body

```
{
  "length": 8,
  "upperCase": 1,
  "lowerCase": 1,
  "digits": 1,
  "specialChars": 1,
  "bruteForceProtected": true,
  "failureFactor": 5
}
```

Attribute	Type	Description
length	int	(Required) Minimum number of characters required for a password Specify a value in the range from 1 to 256.
upperCase	int	(Required) Minimum number of uppercase characters required in a password Specify a value in the range from 0 to 256. If you do not want to set a minimum for the number of uppercase characters, specify 0.
lowerCase	int	(Required) Minimum number of lowercase characters required in a password Specify a value in the range from 0 to 256. If you do not want to set a minimum for the number of lowercase characters, specify 0.
digits	int	(Required) Minimum number of numeric characters required in a password Specify a value in the range from 0 to 256. If you do not want to set a minimum for the number of numeric characters, specify 0.
specialChars	int	(Required) Minimum number of symbols required in a password

Attribute	Type	Description
		Specify a value in the range from 0 to 256. If you do not want to set a minimum for the number of symbols, specify 0.
bruteForceProtected	boolean	(Required) Whether to lock a user account after a certain number of unsuccessful login attempts <ul style="list-style-type: none"> ▪ <code>true</code>: Locks the account. ▪ <code>false</code>: Does not lock the account.
failureFactor	int	(Optional) Number of unsuccessful login attempts allowed before a user account is locked <p>Specify a value in the range from 1 to 256. If you specified <code>true</code> for the <code>bruteForceProtected</code> attribute, you must specify this attribute.</p>

Response message**Body**

None.

Coding example

```
curl -v -X PUT -H "Content-Type:application/json" -s "https://example.com:443/portal/security/v1/password-policy" -d @./request.json -H "Authorization:Bearer eyJhbxxx"
```



Tip: Because this request uses SSL communication, you must either run the `curl` command with the root certificate of the Common Services server certificate specified for the `--cacert` option, or run the command with the `-k` option specified. (The `-k` option runs the command by ignoring SSL errors.)

Managing user groups

The following describes the API requests for managing user groups.

Getting a list of user groups

You can get a list of user groups.

Execution permission

You must be a system administrator or a security administrator.

Request line

```
GET base-URL/security/v1/user-groups
```

Request message**Object ID**

None.

Query parameters

Parameter	Type	Filter condition
search	string	String that must be included in the name of the user group

Body

None.

Response message**Body**

```
[
  {
    "id": "caf4dd60-5213-430a-907c-17c98c3dca5e",
    "name": "opscenter-administrators",
    "path": "/opscenter-administrators",
    "dn": null,
    "description": null,
    "builtin": true,
    "essential": false,
    "external": false
  }
]
```

Attribute	Type	Description
id	string	Object ID of the user group
name	string	User group name
path	string	Path
dn	string	Distinguished Name

Attribute	Type	Description
		If the group is not a group imported from the Active Directory or LDAP server, the value <code>null</code> is always returned.
description	string	Description of the user group
builtin	boolean	Whether the user group is a built-in user group <ul style="list-style-type: none"> <code>true</code>: The user group is a built-in user group. <code>false</code>: The user group is not a built-in user group.
essential	boolean	Whether the user group is an essential user group (<code>opscenter-users</code>) <ul style="list-style-type: none"> <code>true</code>: The user group is an essential user group. <code>false</code>: The user group is not an essential user group.
external	boolean	Whether the user group was imported from an external source <ul style="list-style-type: none"> <code>true</code>: The user group was imported from an external source. <code>false</code>: The user group was not imported from an external source.

Coding example

When no query parameter is specified:

```
curl -v -X GET -s "https://example.com:443/portal/security/v1/user-groups"
-H "Authorization:Bearer eyJhbxxx"
```

When a query parameter is specified:

```
curl -v -X GET -s "https://example.com:443/portal/security/v1/user-groups?
search=smith" -H "Authorization:Bearer eyJhbxxx"
```



Tip: Because this request uses SSL communication, you must either run the `curl` command with the root certificate of the Common Services server certificate specified for the `--cacert` option, or run the command with the `-k` option specified. (The `-k` option runs the command by ignoring SSL errors.)

Getting information about a specific user group

You can get information about a specific user group.

Execution permission

You must be a system administrator or a security administrator.

Request line

```
GET base-URL/security/v1/user-groups/object-ID-of-the-user-group
```

Request message

Object ID of the user group

Specify the value of `id` acquired by using the request for getting information about a list of user groups.

Attribute	Type	Description
id	string	(Required) Object ID of the user group

Query parameters

None.

Body

None.

Response message

Body

```
{
  "id": "caf4dd60-5213-430a-907c-17c98c3dca5e",
  "name": "opscenter-administrators",
  "path": "/opscenter-administrators",
  "dn": null,
  "description": null,
  "builtin": true,
  "essential": false,
  "external": false
}
```

Attribute	Type	Description
id	string	Object ID of the user group

Attribute	Type	Description
name	string	User group name
path	string	Path
dn	string	Distinguished Name If the group is not a group imported from an Active Directory or LDAP server, the value <code>null</code> is always returned.
description	string	Description of the user group
builtin	boolean	Whether the user group is a built-in user group <ul style="list-style-type: none"> <code>true</code>: The user group is a built-in user group. <code>false</code>: The user group is not a built-in user group.
essential	boolean	Whether the user group is an essential user group (<code>opscenter-users</code>) <ul style="list-style-type: none"> <code>true</code>: The user group is an essential user group. <code>false</code>: The user group is not an essential user group.
external	boolean	Whether the user group was imported from an external source <ul style="list-style-type: none"> <code>true</code>: The user group was imported from an external source. <code>false</code>: The user group was not imported from an external source.

Coding example

```
curl -v -X GET -s "https://example.com:443/portal/security/v1/user-groups/caf4dd60-5213-430a-907c-17c98c3dca5e" -H "Authorization:Bearer eyJhbxxx"
```



Tip: Because this request uses SSL communication, you must either run the `curl` command with the root certificate of the Common Services server certificate specified for the `--cacert` option, or run the command with the `-k` option specified. (The `-k` option runs the command by ignoring SSL errors.)

Getting a list of users who belong to a specific user group

The following request gets a list of users who belong to a specific user group.

Execution permission

You must be a system administrator or a security administrator.

Request line

```
GET base-URL/security/v1/user-groups/object-ID-of-the-user-group/users
```

Request message

Object ID of the user group

Specify the value of `id` acquired by using the request for getting information about a list of user groups.

Attribute	Type	Description
id	string	(Required) Object ID of the user group

Query parameters

None.

Body

None.

Response message

Body

```
[
  {
    "id": "a010279b-ae66-4c1d-b066-c45d50c9f75a",
    "username": "sysadmin",
    "firstName": "firstName",
    "lastName": null,
    "email": "sysadmin@example.com",
    "dn": null,
    "description": "Built-in user",
    "enabled": true,
    "builtin": true
  }
]
```

Attribute	Type	Description
id	string	Object ID of the user
username	string	Username
firstName	string	First name of the user
lastName	string	Last name of the user
email	string	Email address
dn	string	Distinguished Name If the user is not a user imported from an Active Directory or LDAP server, the value <code>null</code> is always returned.
description	string	Description of the user account
enabled	boolean	Whether the user account is enabled <ul style="list-style-type: none"> <code>true</code>: The user account is enabled. <code>false</code>: The user account is disabled.
builtin	boolean	Whether the user is a built-in user <ul style="list-style-type: none"> <code>true</code>: The user is a built-in user. <code>false</code>: The user is not a built-in user.

Coding example

```
curl -v -X GET -s "https://example.com:443/portal/security/v1/user-groups/4760d4c0-c593-42fe-b44a-553da4793882/users" -H "Authorization:Bearer eyJhbxxx"
```



Tip: Because this request uses SSL communication, you must either run the `curl` command with the root certificate of the Common Services server certificate specified for the `--cacert` option, or run the command with the `-k` option specified. (The `-k` option runs the command by ignoring SSL errors.)

Getting a list of roles that can be assigned to a specific user group

The following request gets a list of roles that can be assigned to a specific user group.

Execution permission

You must be a system administrator or a security administrator.

Request line

```
GET base-URL/security/v1/user-groups/object-ID-of-the-user-group/role-mappings/portal/available
```

Request message**Object ID of the user group**

Specify the value of `id` acquired by using the request for getting information about a list of user groups.

Attribute	Type	Description
id	string	(Required) Object ID of the user group

Query parameters

None.

Body

None.

Response message**Body**

```
[
  {
    "id": "e219126f-c858-4fc6-8ad9-9622cc8bddf7",
    "name": "opscenter-security-administrator",
    "description": null,
    "builtin": true,
    "essential": false
  },
  {
    "id": "6eb98bb9-43cc-4062-a25c-185e78afa438",
    "name": "opscenter-system-administrator",
    "description": null,
    "builtin": true,
    "essential": false
  }
]
```

Attribute	Type	Description
id	string	Object ID of the role
name	string	Role name

Attribute	Type	Description
description	string	Description of the role
builtin	boolean	Whether the role is a built-in role <ul style="list-style-type: none"> ▪ <code>true</code>: The role is a built-in role. ▪ <code>false</code>: The role is not a built-in role.
essential	boolean	Whether the role is an essential role (opscenter-user) <ul style="list-style-type: none"> ▪ <code>true</code>: The role is an essential role. ▪ <code>false</code>: The role is not an essential role.

Coding example

```
curl -v -X GET -s "https://example.com:443/portal/security/v1/user-groups/7a773ca8-49cf-4ee2-9456-eb4853b4c6c1/role-mappings/portal/available" -H "Authorization:Bearer eyJhbxxx"
```



Tip: Because this request uses SSL communication, you must either run the `curl` command with the root certificate of the Common Services server certificate specified for the `--cacert` option, or run the command with the `-k` option specified. (The `-k` option runs the command by ignoring SSL errors.)

Getting a list of roles assigned to a specific user group

The following request gets a list of roles assigned to a specific user group.

Execution permission

You must be a system administrator or a security administrator.

Request line

```
GET base-URL/security/v1/user-groups/object-ID-of-the-user-group/role-mappings/portal
```

Request message**Object ID of the user group**

Specify the value of `id` acquired by using the request for getting information about a list of user groups.

Attribute	Type	Description
id	string	(Required) Object ID of the user group

Query parameters

None.

Body

None.

Response message**Body**

```
[
  {
    "id": "6eb98bb9-43cc-4062-a25c-185e78afa438",
    "name": "opscenter-system-administrator",
    "description": null,
    "builtin": true,
    "essential": false
  },
  {
    "id": "8c9db2e1-9abb-4f9a-a6a0-d0486faa75c1",
    "name": "opscenter-user",
    "description": null,
    "builtin": true,
    "essential": true
  }
]
```

Attribute	Type	Description
id	string	Object ID of the role
name	string	Role name
description	string	Description of the role
builtin	boolean	Whether the role is a built-in role <ul style="list-style-type: none"> <code>true</code>: The role is a built-in role. <code>false</code>: The role is not a built-in role.

Attribute	Type	Description
essential	boolean	Whether the role is an essential role (opscenter-user) <ul style="list-style-type: none"> ▪ true: The role is an essential role. ▪ false: The role is not an essential role.

Coding example

```
curl -v -X GET -s "https://example.com:443/portal/security/v1/user-groups/4760d4c0-c593-42fe-b44a-553da4793882/role-mappings/portal" -H "Authorization:Bearer eyJhbxxx"
```



Tip: Because this request uses SSL communication, you must either run the `curl` command with the root certificate of the Common Services server certificate specified for the `--cacert` option, or run the command with the `-k` option specified. (The `-k` option runs the command by ignoring SSL errors.)

Registering a user group

The following request registers a user group.

Execution permission

You must be a system administrator or a security administrator.

Request line

```
POST base-URL/security/v1/user-groups
```

Request message

Object ID

None.

Query parameters

None.

Body

```
{
  "name": "group_1",
  "description": "description group_1"
}
```

Attribute	Type	Description
name	string	<p>(Required) Name of the user group</p> <p>Specify a character string that is no more than 255 characters.</p> <p>You can use the following characters:</p> <p>0-9 A-Z a-z ! # \$ & ' () + - . = @ [] ^ _ ` { } ~ \$ space character</p> <p>You cannot specify space character at the start or end.</p>
description	string	<p>(Optional) Description of the user group</p> <p>Specify a character string that is no more than 255 characters.</p>

Response message**Body**

None.

Coding example

```
curl -v -X POST -H "Content-Type:application/json" -s "https://
example.com:443/portal/security/v1/user-groups" -d @./request.json -H
"Authorization:Bearer eyJhbxxx"
```



Tip: Because this request uses SSL communication, you must either run the `curl` command with the root certificate of the Common Services server certificate specified for the `--cacert` option, or run the command with the `-k` option specified. (The `-k` option runs the command by ignoring SSL errors.)

Assigning a role to a user group

The following request assigns a role to a user group.

Execution permission

You must be a system administrator or a security administrator.

Request line

```
POST base-URL/security/v1/user-groups/object-ID-of-the-user-group/role-
mappings/portal/role-name
```

Request message**Object ID of the user group**

Specify the value of `id` acquired by using the request for getting information about a list of user groups.

Attribute	Type	Description
id	string	(Required) Object ID of the user group

Role name

Specify the value of `name` acquired by using the request for getting information about a list of roles that can be assigned to a specific user group.

Attribute	Type	Description
roleName	string	(Required) Role name

Query parameters

None.

Body

None.

Response message**Body**

None.

Coding example

```
curl -v -X POST -s "https://example.com:443/portal/security/v1/user-groups/baf760bc-c789-4cb9-a9cb-662b0b2e4be1/role-mappings/portal/opscenter-security-administrator" -H "Authorization:Bearer eyJhbxxx"
```



Tip: Because this request uses SSL communication, you must either run the `curl` command with the root certificate of the Common Services server certificate specified for the `--cacert` option, or run the command with the `-k` option specified. (The `-k` option runs the command by ignoring SSL errors.)

Updating the registered information for a user group

The following request updates the registered information for a user group.

Execution permission

You must be a system administrator or a security administrator.

Request line

```
PUT base-URL/security/v1/user-groups/object-ID-of-the-user-group
```

Request message**Object ID of the user group**

Specify the value of `id` acquired by using the request for getting information about a list of user groups.

Attribute	Type	Description
id	string	(Required) Object ID of the user group

Query parameters

None.

Body

```
{
  "id": "baf760bc-c789-4cb9-a9cb-662b0b2e4be1",
  "name": "name",
  "description": "description"
}
```

Attribute	Type	Description
id	string	(Required) Object ID of the user group Specify the value of <code>id</code> acquired by using the request for getting information about a list of user groups.
name	string	(Optional) User group name Specify a character string that is no more than 255 characters. You can use the following characters: 0-9 A-Z a-z ! # \$ & ' () + - . = @ [] ^ _ ` { } ~ \$ space character You cannot specify space character at the start or end.
description	string	(Optional) Description of the user group

Attribute	Type	Description
		Specify a character string that is no more than 255 characters.

Response message**Body**

None.

Coding example

```
curl -v -X PUT -H "Content-Type:application/json" -s "https://
example.com:443/portal/security/v1/user-groups/baf760bc-c789-4cb9-a9cb-
662b0b2e4be1" -d @./request.json -H "Authorization:Bearer eyJhbxxx"
```



Tip: Because this request uses SSL communication, you must either run the `curl` command with the root certificate of the Common Services server certificate specified for the `--cacert` option, or run the command with the `-k` option specified. (The `-k` option runs the command by ignoring SSL errors.)

Deleting the role assigned to a user group

The following request deletes the role assigned to a user group.

Execution permission

You must be a system administrator or a security administrator.

Request line

```
DELETE base-URL/security/v1/user-groups/object-ID-of-the-user-group/role-
mappings/portal/role-name
```

Request message**Object ID of the user group**

Specify the value of `id` acquired by using the request for getting information about a list of user groups.

Attribute	Type	Description
id	string	(Required) Object ID of the user group

Role name

Specify the value of `name` acquired by using the request for getting information about a list of roles that can be assigned to a specific user group.

However, you cannot specify the `opscenter-user` role.

Attribute	Type	Description
roleName	string	(Required) Role name

Query parameters

None.

Body

None.

Response message**Body**

None.

Coding example

```
curl -v -X DELETE -s "https://example.com:443/portal/security/v1/user-groups/baf760bc-c789-4cb9-a9cb-662b0b2e4be1/role-mappings/portal/opscenter-security-administrator" -H "Authorization:Bearer eyJhbxxx"
```



Tip: Because this request uses SSL communication, you must either run the `curl` command with the root certificate of the Common Services server certificate specified for the `--cacert` option, or run the command with the `-k` option specified. (The `-k` option runs the command by ignoring SSL errors.)

Deleting a user group

The following request deletes a user group.

Execution permission

You must be a system administrator or a security administrator.

Request line

```
DELETE base-URL/security/v1/user-groups/object-ID-of-the-user-group
```

Request message**Object ID of the user group**

Specify the value of `id` acquired by using the request for getting information about a list of user groups.

However, you cannot specify a user group for which `builtin` is set to `true`.

Attribute	Type	Description
id	string	(Required) Object ID of the user group

Query parameters

None.

Body

None.

Response message**Body**

None.

Coding example

```
curl -v -X DELETE -s "https://example.com:443/portal/security/v1/user-groups/baf760bc-c789-4cb9-a9cb-662b0b2e4be1" -H "Authorization:Bearer eyJhbxxx"
```



Tip: Because this request uses SSL communication, you must either run the `curl` command with the root certificate of the Common Services server certificate specified for the `--cacert` option, or run the command with the `-k` option specified. (The `-k` option runs the command by ignoring SSL errors.)

Managing linked products

The following describes the API requests for managing products linked with Common Services.

Getting a list of products linked with Common Services

The following request gets a list of products linked with Common Services.

Execution permission

None.

Request line

```
GET base-URL/app/v1/application-services
```

Request message**Object ID**

None.

Query parameters

None.

Body

None.

Response message**Body**

```
[
  {
    "id": "8a11b0f56d3cf1ac016d3d1aa6a80001",
    "type": "Analyzer",
    "displayType": "Hitachi Ops Center Analyzer",
    "abbreviatedDisplayType": "Analyzer",
    "name": "example.com",
    "description": "",
    "scheme": "https",
    "hostname": "example.com",
    "port": 22016,
    "baseUri": "https://example.com:22016/Analytics",
    "loginScreenUri": "https://example.com:22016/Analytics/
oidc_login",
    "licenseRegistrationScreenUri": "https://example.com:22016/
Analytics/license.htm",
    "authorizationManagementScreenUri": "https://
example.com:22016/Analytics/main.htm?
module=administration&param[navi]=ad-sso-usergroup-mgmt",
    "clientConfigurationUri": "https://example.com:22016/
Analytics/v1/orionConfig",
    "oidcEnabled": true,
    "oidcRedirectUris": [
      "https://example.com:22016/Analytics/oidc_verify"
    ],
    "internalVersion": 1,
    "statusCheckDisabled": false
  },
  {
    "id": "8a11a1bf6d7012db016dd878c5e50001",
    "type": "AUTOMATOR",
```

```

    "displayType": "Hitachi Ops Center Automator",
    "abbreviatedDisplayType": "Automator",
    "name": "example.com",
    "description": "",
    "scheme": "https",
    "hostname": "example.com",
    "port": 22016,
    "baseUri": "https://example.com:22016/Automation",
    "loginScreenUri": "https://example.com:22016/Automation/
login",
    "licenseRegistrationScreenUri": "https://example.com:22016/
Automation/license.htm",
    "authorizationManagementScreenUri": "https://
example.com:22016/Automation/main.htm?module=administrations",
    "clientConfigurationUri": "https://example.com:22016/
Automation/v1/application/ClientConfigurations",
    "oidcEnabled": true,
    "oidcRedirectUris": [
        "https://example.com:22016/Automation/callback"
    ],
    "internalVersion": 1,
    "statusCheckDisabled": false
}
]

```

Attribute	Type	Description
id	string	Object ID of the product
type	string	Product type
displayType	string	Display type
abbreviatedDisplayType	string	Product abbreviation
name	string	Product name
description	string	Description of the product
scheme	string	Communication protocol <ul style="list-style-type: none"> http https
hostname	string	Host name of the server running the product
port	int	Port number of the product
baseUri	string	Base URI of the product

Attribute	Type	Description
loginScreenUri	string	URI of the login screen for the product
licenseRegistrationScreenUri	string	URI of the license registration screen for the product
authorizationManagementScreenUri	string	URI of the authorization management screen for the product
clientConfigurationUri	string	URI of the configuration screen for the product
oidcEnabled	boolean	Whether single sign-on can be used <ul style="list-style-type: none"> ▪ <code>true</code>: Can be used ▪ <code>false</code>: Cannot be used
oidcRedirectUri	string[]	Redirect URI
internalVersion	int	Internal version of the product
statusCheckDisabled	boolean	Whether to use Common Services to check the product's heartbeat <ul style="list-style-type: none"> ▪ <code>true</code>: Do not check the product's heartbeat ▪ <code>false</code>: Check the product's heartbeat

Coding example

```
curl -v -X GET -s "https://example.com:443/portal/app/v1/application-services" -H "Authorization:Bearer eyJhbxxx"
```



Tip: Because this request uses SSL communication, you must either run the `curl` command with the root certificate of the Common Services server certificate specified for the `--cacert` option, or run the command with the `-k` option specified. (The `-k` option runs the command by ignoring SSL errors.)

Getting information about a specific product linked with Common Services

The following request gets information about a specific product linked with Common Services.

Execution permission

None.

Request line

```
GET base-URL/app/v1/application-services/object-ID-of-the-product
```

Request message**Object ID of the product**

Specify the value of `id` acquired by using the request for getting information about the products linked with Common Services.

Attribute	Type	Description
id	string	(Required) Object ID of the product

Query parameters

None.

Body

None.

Response message**Body**

```
{
  "id": "8a11a1bf6d7012db016dd878c5e50001",
  "type": "AUTOMATOR",
  "displayType": "Hitachi Ops Center Automator",
  "abbreviatedDisplayType": "Automator",
  "name": "example.com",
  "description": "",
  "scheme": "https",
  "hostname": "example.com",
  "port": 22016,
  "baseUri": "https://example.com:22016/Automation",
  "loginScreenUri": "https://example.com:22016/Automation/login",
  "licenseRegistrationScreenUri": "https://example.com:22016/Automation/license.htm",
  "authorizationManagementScreenUri": "https://example.com:22016/Automation/main.htm?module=administrations",
  "clientConfigurationUri": "https://example.com:22016/Automation/v1/application/ClientConfigurations",
  "oidcEnabled": true,
  "oidcRedirectUris": [
    "https://example.com:22016/Automation/callback"
  ],
  "internalVersion": 1,
```

```
"statusCheckDisabled": false
}
```

Attribute	Type	Description
id	string	Object ID of the product
type	string	Product type
displayType	string	Display type
abbreviatedDisplayType	string	Product abbreviation
name	string	Product name
description	string	Description of the product
scheme	string	Communication protocol <ul style="list-style-type: none"> ▪ http ▪ https
hostname	string	Host name of the server running the product
port	int	Port number of the product
baseUri	string	Base URI of the product
loginScreenUri	string	URI of the login screen for the product
licenseRegistrationScreenUri	string	URI of the license registration screen for the product
authorizationManagementScreenUri	string	URI of the authorization management screen for the product
clientConfigurationUri	string	URI of the configuration screen for the product
oidcEnabled	boolean	Whether single sign-on can be used <ul style="list-style-type: none"> ▪ true: Can be used ▪ false: Cannot be used
oidcRedirectUris	string[]	Redirect URI
internalVersion	int	Internal version of the product
statusCheckDisabled	boolean	Whether to use Common Services to check the product's heartbeat <ul style="list-style-type: none"> ▪ true: Do not check the product's heartbeat ▪ false: Check the product's heartbeat

Coding example

```
curl -v -X GET -s "https://example.com:443/portal/app/v1/application-services/8a11a1bf6d7012db016dd878c5e50001" -H "Authorization:Bearer eyJhbxxx"
```



Tip: Because this request uses SSL communication, you must either run the `curl` command with the root certificate of the Common Services server certificate specified for the `--cacert` option, or run the command with the `-k` option specified. (The `-k` option runs the command by ignoring SSL errors.)

Getting license information for a specific product linked with Common Services

The following request gets license information for a specific product linked with Common Services.

Execution permission

None.

Request line

```
GET base-URL/app/v1/application-services/object-ID-of-the-product/license
```

Request message**Object ID of the product**

Specify the value of `id` acquired by using the request for getting information about the products linked with Common Services.

Attribute	Type	Description
id	string	(Required) Object ID of the product

Query parameters

None.

Body

None.

Response message**Body**

```
{
  "status" : "NOT_ACTIVATED"
}
```

Attribute	Type	Description
status	string	<p>Status of the license</p> <ul style="list-style-type: none"> NOT_ACTIVATED: A license is not set up. ACTIVATED: A license has been set up. ACTIVATED_WITH_ISSUES: There is a problem with the license that was set. (Possible reasons include the license being expired or the license capacity being exceeded.) UNKNOWN: The license status is unknown.

Coding example

```
curl -v -X GET -s "https://example.com:443/portal/app/v1/application-services/8a11a1bf6d7012db016dd878c5e50001/license" -H
"Authorization:Bearer eyJhbxxx"
```



Tip: Because this request uses SSL communication, you must either run the `curl` command with the root certificate of the Common Services server certificate specified for the `--cacert` option, or run the command with the `-k` option specified. (The `-k` option runs the command by ignoring SSL errors.)

Getting status information for a specific product linked with Common Services

The following request gets status information for a specific product linked with Common Services.

Execution permission

None.

Request line

```
GET base-URL/app/v1/application-services/object-ID-of-the-product/status
```

Request message**Object ID of the product**

Specify the value of `id` acquired by using the request for getting information about the products linked with Common Services.

Attribute	Type	Description
id	string	(Required) Object ID of the product

Query parameters

None.

Body

None.

Response message**Body**

```
{
  "connectionStatus" : "ONLINE",
  "trustRelationshipStatus" : "ESTABLISHED"
}
```

Attribute	Type	Description
connectionStatus	string	Status of connection with Common Services <ul style="list-style-type: none"> ONLINE: Connected OFFLINE: Not connected
trustRelationshipStatus	string	Single sign-on status <ul style="list-style-type: none"> ESTABLISHED: Single sign-on is possible. NOT_ESTABLISHED: Single sign-on is not possible. NOT_SUPPORTED: The single sign-on function is not supported. UNKNOWN: The status of the single sign-on setting is unknown.

Coding example

```
curl -v -X GET -s "https://example.com:443/portal/app/v1/application-services/8a11a1bf6d7012db016dd878c5e50001/status" -H "Authorization:Bearer eyJhbxxx"
```



Tip: Because this request uses SSL communication, you must either run the `curl` command with the root certificate of the Common Services server certificate specified for the `--cacert` option, or run the command with the `-k` option specified. (The `-k` option runs the command by ignoring SSL errors.)

Getting version information for a specific product linked with Common Services

The following request gets version information for a specific product linked with Common Services.

Execution permission

None.

Request line

```
GET base-URL/app/v1/application-services/object-ID-of-the-product/version
```

Request message**Object ID of the product**

Specify the value of `id` acquired by using the request for getting information about the products linked with Common Services.

Attribute	Type	Description
id	string	(Required) Object ID of the product

Query parameters

None.

Body

None.

Response message**Body**

```
{  
  "displayVersion" : "10.0.1-01",  
}
```

```
"internalVersion" : 1
}
```

Attribute	Type	Description
displayVersion	string	Displayed version
internalVersion	int	Internal version

Coding example

```
curl -v -X GET -s "https://example.com:443/portal/app/v1/application-
services/8a44f59a6f785e31016f78651c820000/version" -H
"Authorization:Bearer eyJhbxxx"
```



Tip: Because this request uses SSL communication, you must either run the `curl` command with the root certificate of the Common Services server certificate specified for the `--cacert` option, or run the command with the `-k` option specified. (The `-k` option runs the command by ignoring SSL errors.)

Managing data centers

The following describes the API requests for managing data centers.

Getting a list of data centers

The following request gets a list of data centers.

Execution permission

None.

Request line

```
GET base-URL/app/v1/datacenters
```

Request message

Object ID

None.

Query parameters

None.

Body

None.

Response message**Body**

```
[
  {
    "id": "8a1a1bf6d4378d9016d67206ee70005",
    "name": "Bangkok",
    "description": "",
    "attributes": {
      "city": "Bangkok (Krung Thep Maha Nakhon, Thailand)",
      "latitude": "13.7500",
      "longitude": "100.5166"
    }
  },
  {
    "id": "8a1a1bf6d4378d9016d6723704e000a",
    "name": "Tokyo Data Center",
    "description": "",
    "attributes": {
      "city": "Hachioji (Tokyo, Japan)",
      "latitude": "35.6577",
      "longitude": "139.3261"
    }
  }
]
```

Attribute	Type	Description
id	string	Object ID of the data center
name	string	Data center name
description	string	Description
attributes	object	Information about the attributes of the data center Information defined by the user when registering or updating the data center is returned.

Coding example

```
curl -v -X GET -s "https://example.com:443/portal/app/v1/datacenters" -H
"Authorization:Bearer eyJhbxxx"
```



Tip: Because this request uses SSL communication, you must either run the `curl` command with the root certificate of the Common Services server certificate specified for the `--cacert` option, or run the command with the `-k` option specified. (The `-k` option runs the command by ignoring SSL errors.)

Getting information about a specific data center

The following request gets information about a specific data center.

Execution permission

None.

Request line

```
GET base-URL/app/v1/datacenters/object-ID-of-the-data-center
```

Request message

Object ID of the data center

Specify the value of `id` acquired by using the request for getting information about a list of data centers.

Attribute	Type	Description
id	string	(Required) Object ID of the data center

Query parameters

None.

Body

None.

Response message

Body

```
{
  "id": "8a11a1bf6d4378d9016d6723704e000a",
  "name": "Tokyo Data Center",
  "description": "",
  "attributes": {
    "city": "Hachioji (Tokyo, Japan)",
    "latitude": "35.6577",
    "longitude": "139.3261"
  }
}
```

Attribute	Type	Description
id	string	Object ID of the data center
name	string	Data center name
description	string	Description
attributes	object	Information about the attributes of the data center Information defined by the user when registering or updating the data center is returned.

Coding example

```
curl -v -X GET -s "https://example.com:443/portal/app/v1/datacenters/8a11a1bf6d4378d9016d6723704e000a" -H "Authorization:Bearer eyJhbxxx"
```



Tip: Because this request uses SSL communication, you must either run the `curl` command with the root certificate of the Common Services server certificate specified for the `--cacert` option, or run the command with the `-k` option specified. (The `-k` option runs the command by ignoring SSL errors.)

Getting a list of products registered in a specific data center

The following request gets a list of products registered in a specific data center.

Execution permission

None.

Request line

```
GET base-URL/app/v1/datacenters/object-ID-of-the-data-center/application-services
```

Request message**Object ID of the data center**

Specify the value of `id` acquired by using the request for getting information about a list of data centers.

Attribute	Type	Description
id	string	(Required) Object ID of the data center

Query parameters

None.

Body

None.

Response message**Body**

```
[
  {
    "id": "8a11b0f56d3cf1ac016d3d1aa6a80001",
    "type": "Analyzer",
    "displayType": "Hitachi Ops Center Analyzer",
    "abbreviatedDisplayType": "Analyzer",
    "name": "example.com",
    "description": "",
    "scheme": "https",
    "hostname": "example.com",
    "port": 22016,
    "baseUri": "https://example.com:22016/Analytics",
    "loginScreenUri": "https://example.com:22016/Analytics/
oidc_login",
    "licenseRegistrationScreenUri": "https://example.com:22016/
Analytics/license.htm",
    "authorizationManagementScreenUri": "https://
example.com:22016/Analytics/main.htm?
module=administration&param[navi]=ad-sso-usergroup-mgmt",
    "clientConfigurationUri": "https://example.com:22016/
Analytics/v1/orionConfig",
    "oidcEnabled": true,
    "oidcRedirectUris": [
      "https://example.com:22016/Analytics/oidc_verify"
    ],
    "internalVersion": 1,
    "statusCheckDisabled": false
  },
  {
    "id": "8a11a1bf6d7012db016dd878c5e50001",
    "type": "AUTOMATOR",
    "displayType": "Hitachi Ops Center Automator",
    "abbreviatedDisplayType": "Automator",
    "name": "example.com",
```

```

        "description": "",
        "scheme": "https",
        "hostname": "example.com",
        "port": 22016,
        "baseUri": "https://example.com:22016/Automation",
        "loginScreenUri": "https://example.com:22016/Automation/
login",
        "licenseRegistrationScreenUri": "https://example.com:22016/
Automation/license.htm",
        "authorizationManagementScreenUri": "https://
example.com:22016/Automation/main.htm?module=administrations",
        "clientConfigurationUri": "https://example.com:22016/
Automation/v1/application/ClientConfigurations",
        "oidcEnabled": true,
        "oidcRedirectUris": [
            "https://example.com:22016/Automation/callback"
        ],
        "internalVersion": 1,
        "statusCheckDisabled": false
    }
]

```

Attribute	Type	Description
id	string	Object ID of the product
type	string	Product type
displayType	string	Display type
abbreviatedDisplayType	string	Product abbreviation
name	string	Product name
description	string	Description of the product
scheme	string	Communication protocol <ul style="list-style-type: none"> http https
hostname	string	Host name of the server running the product
port	int	Port number of the product
baseUri	string	Base URI of the product
loginScreenUri	string	URI of the login screen for the product

Attribute	Type	Description
licenseRegistrationScreenUri	string	URI of the license registration screen for the product
authorizationManagementScreenUri	string	URI of the authorization management screen for the product
clientConfigurationUri	string	URI of the configuration screen for the product
oidcEnabled	boolean	Whether single sign-on can be used <ul style="list-style-type: none"> ▪ <code>true</code>: Can be used ▪ <code>false</code>: Cannot be used
oidcRedirectUri	string[]	Redirect URI
internalVersion	int	Internal version of the product
statusCheckDisabled	boolean	Whether to use Common Services to check the product's heartbeat <ul style="list-style-type: none"> ▪ <code>true</code>: Do not check the product's heartbeat ▪ <code>false</code>: Check the product's heartbeat

Coding example

```
curl -v -X GET -s "https://example.com:443/portal/app/v1/datacenters/8a11a1bf6d4378d9016d67206ee70005/application-services" -H "Authorization:Bearer eyJhbxxx"
```



Tip: Because this request uses SSL communication, you must either run the `curl` command with the root certificate of the Common Services server certificate specified for the `--cacert` option, or run the command with the `-k` option specified. (The `-k` option runs the command by ignoring SSL errors.)

Registering a data center

The following request registers a data center.

Execution permission

You must be a system administrator or a security administrator.

Request line

```
POST base-URL/app/v1/datacenters
```


Request message**Object ID**

None.

Query parameters

None.

Body

```
{
  "name": "Yokohama",
  "description": "Data center of Yokohama city",
  "attributes": {
    "city": "Yokohama (Kanagawa, Japan)",
    "latitude": "35.3200",
    "longitude": "139.5800"
  }
}
```

Parameter	Type	Description
name	string	(Required) Data center name You cannot use the following characters: / \ ^ \$. * + ? () [] { } You cannot specify space character at the start or end.
description	string	(Optional) Description
attributes	object	(Optional) Information about the attributes of the data center You can define a pair of any key and any value as a map.

Response message**Body**

None.

Coding example

```
curl -v -X POST -H "Content-Type:application/json" -s "https://example.com:443/portal/app/v1/datacenters" -d @./request.json -H "Authorization:Bearer eyJhbxxx"
```



Tip: Because this request uses SSL communication, you must either run the `curl` command with the root certificate of the Common Services server certificate specified for the `--cacert` option, or run the command with the `-k` option specified. (The `-k` option runs the command by ignoring SSL errors.)

Updating the registered information for a data center

The following request updates the registered information for a data center.

Execution permission

You must be a system administrator or a security administrator.

Request line

```
PUT base-URL/app/v1/datacenters/object-ID-of-the-data-center
```

Request message

Object ID of the data center

Specify the value of `id` acquired by using the request for getting information about a list of data centers.

Attribute	Type	Description
id	string	(Required) Object ID of the data center

Query parameters

None.

Body

```
{
  "id": "8a11a1bf6f1c0a95016f8d41c4d7000a",
  "name": "Yokohama",
  "description": "Data center of Yokohama city",
  "attributes": {
    "city": "Yokohama (Kanagawa, Japan)",
    "latitude": "35.3200",
    "longitude": "139.5800"
  }
}
```

Parameter	Type	Description
id	string	(Required) Object ID of the data center

Parameter	Type	Description
		Specify the value of <code>id</code> acquired by using the request for getting information about a list of data centers.
name	string	(Optional) Data center name You cannot use the following characters: / \ ^ \$. * + ? () [] { } You cannot specify space character at the start or end.
description	string	(Optional) Description
attributes	object	(Optional) Information about the attributes of the data center You can define a pair of any key and any value as a map.

Response message**Body**

None.

Coding example

```
curl -v -X PUT -H "Content-Type:application/json" -s "https://
example.com:443/portal/app/v1/datacenters/
8a11a1bf6f1c0a95016f8d41c4d7000a" -d @./request.json -H
"Authorization:Bearer eyJhbxxx"
```



Tip: Because this request uses SSL communication, you must either run the `curl` command with the root certificate of the Common Services server certificate specified for the `--cacert` option, or run the command with the `-k` option specified. (The `-k` option runs the command by ignoring SSL errors.)

Registering a product linked with Common Services in a data center

The following request registers a product linked with Common Services in a data center.

Execution permission

You must be a system administrator or a security administrator.

Request line

```
PUT base-URL/app/v1/datacenters/object-ID-of-the-data-center/application-services/application-service-ID
```

Request message**Object ID of the data center**

Specify the value of `id` acquired by using the request for getting information about a list of data centers.

Attribute	Type	Description
id	string	(Required) Object ID of the data center

Application service ID

Specify the value of `id` acquired by using the request for getting information about a list of products linked with Common Services.

Attribute	Type	Description
application-service-id	string	(Required) Object ID of the product

Query parameters

None.

Body

None.

Response message**Body**

None.

Coding example

```
curl -v -X PUT -s "https://example.com:443/portal/app/v1/datacenters/8a44f59a6f785e31016f7957f7db0005/application-services/8a44f59a6f785e31016f78651c820000" -H "Authorization:Bearer eyJhbxxx"
```



Tip: Because this request uses SSL communication, you must either run the `curl` command with the root certificate of the Common Services server certificate specified for the `--cacert` option, or run the command with the `-k` option specified. (The `-k` option runs the command by ignoring SSL errors.)

Deleting a product linked with Common Services from a data center

The following request deletes a product linked with Common Services from a data center.

Execution permission

You must be a system administrator or a security administrator.

Request line

```
DELETE base-URL/app/v1/datacenters/object-ID-of-the-data-center/  
application-services/application-service-ID
```

Request message

Object ID of the data center

Specify the value of `id` acquired by using the request for getting information about a list of data centers.

Attribute	Type	Description
id	string	(Required) Object ID of the data center

Application service ID

Specify the value of `id` acquired by using the request for getting information about a list of products linked with Common Services.

Attribute	Type	Description
application-service-id	string	(Required) Object ID of the product

Query parameters

None.

Body

None.

Response message

Body

None.

Coding example

```
curl -v -X DELETE -s "https://example.com:443/portal/app/v1/datacenters/  
8a44f59a6f785e31016f7957f7db0005/application-services/  
8a44f59a6f785e31016f78651c820000" -H "Authorization:Bearer eyJhbxxx"
```



Tip: Because this request uses SSL communication, you must either run the `curl` command with the root certificate of the Common Services server certificate specified for the `--cacert` option, or run the command with the `-k` option specified. (The `-k` option runs the command by ignoring SSL errors.)

Deleting a data center

The following request deletes a registered data center.

Execution permission

You must be a system administrator or a security administrator.

Request line

```
DELETE base-URL/app/v1/datacenters/object-ID-of-the-data-center
```

Request message

Object ID of the data center

Specify the value of `id` acquired by using the request for getting information about a list of data centers.

Attribute	Type	Description
id	string	(Required) Object ID of the data center

Query parameters

None.

Body

None.

Response message

Body

None.

Coding example

```
curl -v -X DELETE -s "https://example.com:443/portal/app/v1/datacenters/8a44f59a6f7d6b59016f7ee8cc210001" -H "Authorization:Bearer eyJhbxxx"
```



Tip: Because this request uses SSL communication, you must either run the `curl` command with the root certificate of the Common Services server certificate specified for the `--cacert` option, or run the command with the `-k` option specified. (The `-k` option runs the command by ignoring SSL errors.)

Managing the Common Services system information

The following describes the API requests for managing the Common Services system information.

Getting the Common Services version information

The following requests gets information about the Common Services version.

Execution permission

None.

Request line

```
GET base-URL/system/v1/version
```

Request message

Object ID

None.

Query parameters

None.

Body

None.

Response message

Body

```
{
  "version" : "10.1.0",
  "build" : "20191218163524"
}
```

Attribute	Type	Description
version	string	Product version
build	string	Build version

Coding example

```
curl -v -X GET -s "https://example.com:443/portal/system/v1/version" -H
"Authorization:Bearer eyJhbxxx"
```



Tip: Because this request uses SSL communication, you must either run the `curl` command with the root certificate of the Common Services server certificate specified for the `--cacert` option, or run the command with the `-k` option specified. (The `-k` option runs the command by ignoring SSL errors.)

Hitachi Vantara



Corporate Headquarters

2535 Augustine Drive

Santa Clara, CA 95054 USA

HitachiVantara.com | community.HitachiVantara.com

Contact Information

USA: 1-800-446-0744

Global: 1-858-547-4526

HitachiVantara.com/contact